



**BROMIC**<sup>®</sup>  
REFRIGERATION

QUALITY MATTERS

CATALOGUE

20

20



**Established in 1978 as a family business, The Bromic Group has grown to provide more than 100,000 high-quality products across three distinctly different divisions, supplying industries both internationally and throughout Australia.**

Bromic Refrigeration was established in 1999, expanding from a core focus on plug-in refrigeration to sell more than 100,000 units into the Australian market across an expansive range of over 200 products.

As a division of the innovative and globally active Bromic Group, Bromic Refrigeration draws upon a pool of technically-talented engineers, experienced sales staff and friendly customer service representatives to satisfy the unique needs of businesses through a personalised, solution oriented approach to each and every customer.

Bromic is an ISO9001-certified company, committed to not only their exceptional corporate culture, but also the strength of long-standing supply partnerships with internationally acclaimed manufacturers that allow Bromic to distribute some of the highest value equipment in the country.

Quality matters to Bromic Refrigeration and we believe it to be an essential factor in the success of our products, carrying out rigorous product testing to ensure reliability while continuously improving energy efficiency as part of the MEPS/ GEMS scheme.

Partnered with world-renowned suppliers such as IARP, Simag, Coreco and Zanotti. Bromic Refrigeration is committed to distributing high-quality, durable equipment suited to the challenges presented by Australian businesses who understand that quality matters.

# Legend



Bromic refrigeration leads the way with continued development in utilising energy efficient cooling solutions to help protect the planet. Introducing **Green Cooling**: Natural refrigerants which do not harm the ozone layer and have practically zero impact on global warming. Look for our Green Cooling logo for products manufactured with a natural refrigerant.



**Bromic Extra Care** gives you a one-stop support service from Bromic experts. Most issues may be resolved in a single call. Our nationwide coverage means help is never too far away when you need it. Extra Care is standard with every Bromic Refrigeration product, included at no extra charge.



All Bromic Refrigeration products are sold with an Extra Care warranty. Terms and conditions vary across the range, look for the warranty icons next to your products of choice.

## PROFESSIONAL RANGE

The **Bromic Professional Range** is an extensive range of high performance equipment that is specifically manufactured to Bromic's highest quality standards to meet the demands of ultra busy kitchens, restaurants, cafes, and other food service and retail applications. Our Professional series range includes equipment from our exclusive global partners who are all leaders in their fields including Zanotti, IARP, Coreco, Purever, Simag and others.

## SPECIAL ORDER

**Special Order**: This icon means the product is available but may not be stocked, and therefore has an extended lead time. Please contact your Bromic representative for more details.



CANNED DRINKS



FRUIT & VEGETABLES



BOTTLED DRINKS



PASTRIES



DAIRY PRODUCTS



ICE CREAM/GELATO



PACKAGED CHEESE



FROZEN PRODUCTS



PACKAGED MEAT



SANDWICHES



FRESH MEAT



SEAFOOD

### ICE TYPES



SOLID CUBE ICE



REGULAR DICE ICE



HALF-DICE ICE



HOLLOW ICE



FLAKE ICE



FREEZER



FAN-FORCED



GENERAL USAGE



## COUNTERTOP MERCHANDISERS 5

Countertop Beverage Chillers	7
Countertop Freezer	9
Specification Reference Guide	10

## VERTICAL DISPLAY & STORAGE 11

Upright Display Chillers	13
Upright Display & Storage Chillers	19
Upright Storage Chillers	21
Upright Display Freezers	22
Upright Storage Freezers	24
Specification Reference Guide	25

## BAR CHILLERS & FREEZERS 31

Back Bar Display Chillers	33
Back Bar Storage Chillers	34
Underbench Glass Door Display Chillers	35
Underbench Solid Door Storage Chillers	36
Underbench Solid Door Storage Freezers	37
Underbench Glass & Solid Door Storage Chillers	38
Specification Reference Guide	39

## CHEST FREEZERS 43

Display Chest Freezers	45
Display & Storage Chest Freezers	47
Specification Reference Guide	48

## ISLAND FREEZERS 51

Island Freezers	53
Specification Reference Guide	54

## GELATO DISPLAYS 55

Chest Freezer Gelato Displays	57
Gelato Displays	57
Specification Reference Guide	58

## OPEN DISPLAYS 59

Vision ECO Open Displays	61
Specification Reference Guide	62

## FOOD PREP COUNTERS 63

Food Prep Counters	65
Specification Reference Guide	66

## DELICATESSEN DISPLAYS 67

Square Glass Delicatessen Displays	69
Curved Glass Delicatessen Displays	70
Specification Reference Guide	71

## FOOD DISPLAYS 73

Cold Food Displays	75
Hot Food Displays	77
Ambient Food Displays	78
Specification Reference Guide	79

## ICE MACHINES 83

Types of Ice	85
Self-Contained Solid Cube Ice	86
Self-Contained Hollow Ice	88
Self-Contained Hollow & Flake ice	90
Modular Half-Dice Ice	91
Modular Flake Ice	92
Storage Bins	93
Water Filters	93
Daily Ice Production Overview Chart	94
Specification Reference Guide	95

## REFRIGERATION SYSTEMS 99

Zanotti SB Series Drop-In	101
Zanotti GM Series Slide-In	102
Zanotti ZN Series Slide-In	103
Zanotti AS Series Rotary Systems	104
Specification Reference Guide	105

## MEDICAL REFRIGERATION 109

Medical Refrigeration	109
Specification Reference Guide	112

## BROMIC HEATING 113

## BROMIC PLUMBING & GAS 115

## WARRANTY 117

Integrated lock and key  
secures merchandise

High-impact LED  
lights on all four sides  
for perfect product  
presentation

Double-glazed safety  
glass doors increase  
energy efficiency

Adjustable  
corrosion-resistant  
shelving for  
flexibility in display  
configuration

Ventilation guards  
maintain air  
circulation when  
fully stocked

Illuminated lightbox  
to highlight branding  
(curved chillers only)

Digital temperature controller  
and display enables quick  
temperature adjustment

On/Off switch for lighting  
and cooling to reduce  
power consumption



**Bromic's Countertop Merchandiser range entices impulse purchases by packaging products in a stylish unit surrounded on all sides by safety glass, achieving exceptional product visibility.**

## 07. Countertop Beverage Chillers

Bromic's Countertop Beverage Chillers offer a stylish and durable display option for those wishing to encourage impulse beverage purchases at the point-of-sale.

LED strip lighting in all four corners maximises product visibility from all angles while purpose-designed ventilation guards ensure the unit's highly-efficient fan-forced motor can cool the cabinet evenly.

### Options:

- Curved or flat glass to suit your style
- Colour match with white or black
- Illuminated light box decals highlight branding (POA)
- Operate at full capacity with 3 or 4 shelves + base



## 09. Countertop Freezer

Bromic's Countertop Freezer stylishly surrounds frozen goods in stainless steel while tempting passers-by to treat themselves with what lies behind its 4 triple-glazed safety glass sides.

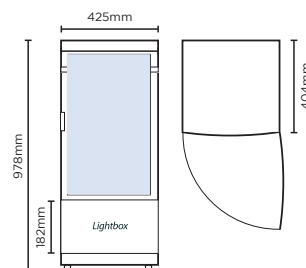
Featuring simple static cooling above and below all 3 fixed shelves along with digital temperature control, this unit perfectly presents frozen goods at the point-of-sale.



## 10. Specification Reference Guide

# Countertop Merchandisers

## Countertop Beverage Chillers (Curved Glass)



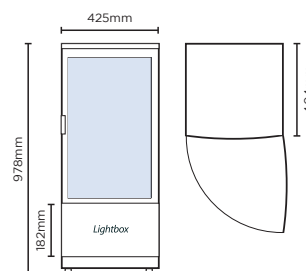
**CT0080G4WC**

### Curved Glass 80L LED

**Part No.** 3735170 **Capacity** 80L **Weight** 38.5kg

	External (mm)	Internal (mm)
Width	425	367
Depth	404	306
Height	978	635

- 4-side LED lighting spotlights products from all angles
- Adjustable steel shelving with corrosion-resistant coating and ventilation guards
- Fast and even fan-forced cooling
- Temperature range: +2°C to +8°C
- 50mm feet included
- Display light box



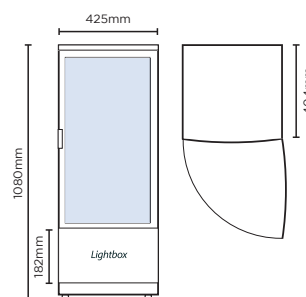
**CT0080G4BC**

### Curved Glass 80L LED

**Part No.** 3735172 **Capacity** 80L **Weight** 38.5kg

	External (mm)	Internal (mm)
Width	425	367
Depth	404	306
Height	978	635

- 4-side LED lighting spotlights products from all angles
- Adjustable steel shelving with corrosion-resistant coating and ventilation guards
- Fast and even fan-forced cooling
- Temperature range: +2°C to +8°C
- 50mm feet included
- Display light box



**CT0100G4BC**

### Curved Glass 98L LED

**Part No.** 3735192 **Capacity** 98L **Weight** 41kg

	External (mm)	Internal (mm)
Width	425	367
Depth	404	306
Height	1080	785

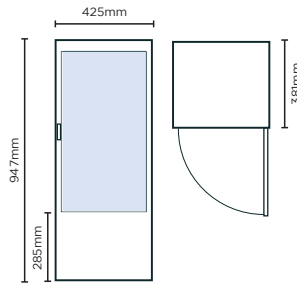
- 4-side LED lighting spotlights products from all angles
- Adjustable steel shelving with corrosion-resistant coating and ventilation guards
- Fast and even fan-forced cooling
- Temperature range: +2°C to +8°C
- 50mm feet included
- Display light box





# Countertop Merchandisers

## Countertop Beverage Chillers (Flat Glass)



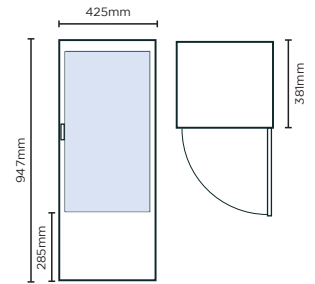
**CT0080G4W**

### Flat Glass 78L LED

Part No.	Capacity	Weight
3735115	78L	36kg
External (mm)		Internal (mm)
Width	425	369
Depth	381	309
Height	947	591

- 4-side LED lighting spotlights products from all angles
- Adjustable steel shelving with corrosion-resistant coating and ventilation guards
- Fast and even fan-forced cooling
- Temperature range +2°C to +8°C

**1 YEAR  
Warranty**  
LABOUR & PARTS



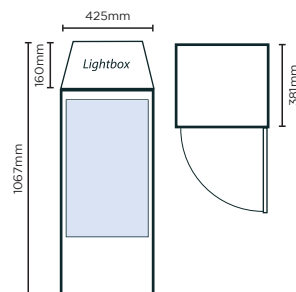
**CT0080G4B**

### Flat Glass 78L LED

Part No.	Capacity	Weight
3735176	78L	36kg
External (mm)		Internal (mm)
Width	425	369
Depth	381	309
Height	947	591

- 4-side LED lighting spotlights products from all angles
- Adjustable steel shelving with corrosion-resistant coating and ventilation guards
- Fast and even fan-forced cooling
- Temperature range +2°C to +8°C

**1 YEAR  
Warranty**  
LABOUR & PARTS



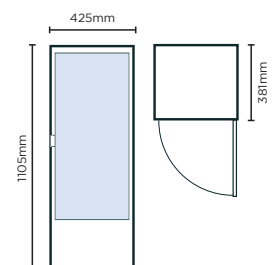
**CT0080G4LW**

### Flat Glass 78L LED with Lightbox

Part No.	Capacity	Weight
3735131	78L	37kg
External (mm)		Internal (mm)
Width	425	369
Depth	381	309
Height	1067	591

- 4-side LED lighting spotlights products from all angles
- Adjustable steel shelving with corrosion-resistant coating and ventilation guards
- Fast and even fan-forced cooling
- Temperature range +2°C to +8°C
- Display light box

**1 YEAR  
Warranty**  
LABOUR & PARTS



**CT0100G4B**

### Flat Glass 98L LED

Part No.	Capacity	Weight
3735182	98L	40.5kg
External (mm)		Internal (mm)
Width	425	369
Depth	381	304
Height	1105	785

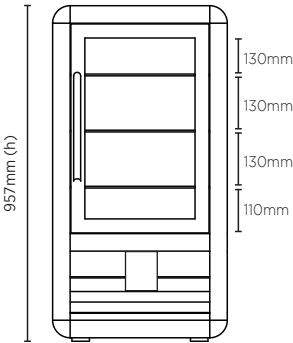
- 4-side LED lighting spotlights products from all angles
- Adjustable steel shelving with corrosion-resistant coating and ventilation guards
- Fast and even fan-forced cooling
- Temperature range +2°C to +8°C

**1 YEAR  
Warranty**  
LABOUR & PARTS

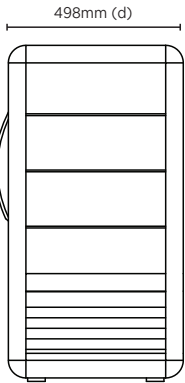


# Countertop Merchandisers

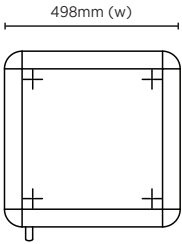
## Countertop Freezer



Front view



Side view



Top view



**CTF0100G4S**

### Countertop Freezer 100L LED

Part No.	Capacity	Weight
3735142	100L	76kg

	External (mm)	Internal (mm)
Width	498	422
Depth	498	413
Height	957	648

- Aluminium and stainless steel construction
- Static shelf cooling for long-term reliability
- Triple-glazed safety glass increases efficiency while reducing condensation
- Temperature range: -23°C to -15°C

**SPECIAL ORDER**

**1 YEAR  
Warranty**  
LABOUR  
& PARTS

# Countertop Merchandisers

## Specification Reference Guide

Chiller  Freezer

Model	CT0080G4WC	CT0080G4BC	CT0100G4BC	CT0080G4W	CT0080G4B	CT0080G4LW	CT0100G4B	SPECIAL ORDER
								CTF0100G4S
Part Number	3735170	3735172	3735192	3735115	3735176	3735131	3735182	3735142
Ext. Width (mm)*	425	425	425	425	425	425	425	498
Ext. Depth (mm)*	404	404	404	381	381	381	381	498
Ext. Height (mm)*	978	978	1080	947	947	1067	1105	957
Capacity	80L	80L	98L	78L	78L	78L	98L	100L
Temp. Range	+2 to +8°C	+2 to +8°C	+2 to +8°C	+2 to +8°C	+2 to +8°C	+2 to +8°C	+2 to +8°C	-23 to -15°C
Max. Ambient Temp.	32°C	32°C	32°C	32°C	32°C	32°C	32°C	32°C
Refrigeration Power	164W	164W	164W	164W	164W	164W	164W	315W
Current	1.2A	1.2A	1.2A	1.2A	1.2A	1.2A	1.2A	1.2A
Gross Weight	38.5kg	38.5kg	41kg	36kg	36kg	37kg	40.5kg	74kg
Refrigerant	R134a	R134a	R134a	R134a	R134a	R134a	R134a	R134a
Plug Supplied	1	1	1	1	1	1	1	1
Power Supply	10A	10A	10A	10A	10A	10A	10A	10A
Features								
Display Light Box	✓	✓	✓			✓		
Main Light	LED	LED	LED	LED	LED	LED	LED	LED
Door Shape	Curved	Curved	Curved	Flat	Flat	Flat	Flat	Flat
Safety Glass	✓	✓	✓	✓	✓	✓	✓	✓
Door Lock	✓	✓	✓	✓	✓	✓	✓	
Temp. Controller	Digital	Digital	Digital	Digital	Digital	Digital	Digital	Digital
Feet Included	✓	✓	✓					✓
No. of Shelves Incl. Base	4	4	5	4	4	4	5	4
Colour	White	Black	Black	White	Black	White	Black	Silver
Warranty								
Parts (Years)	1	1	1	1	1	1	1	1
Labour (Years)	1	1	1	1	1	1	1	1

\*Dimensions exclude lightbox & handle protrusions



Adjustable thermostat  
for accurate temperature  
maintenance

Powerful fan for  
even circulation  
of cold air

Metal door frame for  
durability and reliability  
(display units only)

Large illuminated  
display for  
maximum impact

Self-closing  
doors minimise  
temperature loss

Double-glazed  
(chillers) or triple-  
glazed (freezers)  
safety glass doors  
increase energy  
efficiency

High-density  
polyurethane  
insulation keeps  
temperature  
and energy  
consumption low

Adjustable shelving  
for flexibility in  
display configuration  
(excluding static  
freezers)

High-impact internal  
lighting for perfect  
product presentation

Lockable castors  
make movement and  
placement easy

## Bromic's Vertical Display & Storage range offers complete versatility, available in one-, two- and three-door configurations across a wide range of temperatures and styles.

### 13. Upright Display Chillers & Freezers:

Bromic's Upright Display Chillers and Freezers offer reliability in a stylish casing, creating display solutions suited to self-service retail applications.

These dependable units achieve exceptional efficiency while maintaining longevity through simplicity.



### 16. LCD Video Chiller:

Bromic's LCD Video Chiller introduces exciting movement to point-of-sale marketing, demanding the attention of customers by overlaying refrigerated products with relevant advertisements or imaginative entertainment.

This unit's 50-inch LG Ultra High Contrast LCD display resides within a double-glazed door and is able to switch rapidly between transparency and video content without sacrificing quality in bright environments.



### 21. Upright Storage Chillers & Freezer:

Bromic's Upright Storage Chillers and Freezers prioritise reliability through simplicity to create an affordable storage solution.

This unit's corrosion-resistant outer casing is insulated on all four sides to minimise energy consumption by allowing the refrigeration system to operate efficiently only when it is needed.



### 23. Fan-Forced Upright Display Chillers & Freezers:

Bromic's Fan-Forced Upright Display Chillers and Freezers are packed full of premium perks to ensure perfect performance in high-volume, self-service retail applications.

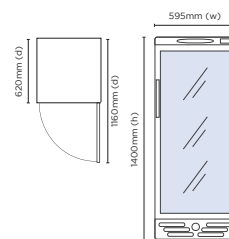
Defrosting and temperature are automatically regulated by the unit's digital controller while fast fan-forced cooling, heated glass doors and ambient ratings combine to keep products primed even in the harshest of Australian conditions.



### 25. Specification Reference Guide

# Vertical Display & Storage

## Upright Display Chillers



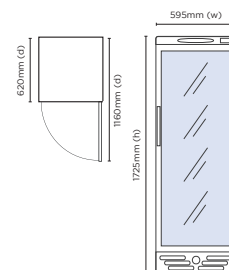
### GM0220 LED ECO

#### Flat Glass Door 215L LED Display Chiller

Part No.	Capacity	Weight
3736033	215L	68kg

	External (mm)	Internal (mm)
Width	595	505
Depth	620	462
Height	1400	1025

- High-impact LED lighting maximises product visibility and captures attention
- Double-glazed safety glass increases efficiency while reducing condensation
- Self-closing door for hassle-free self service
- Reversible hinge for flexible installation options
- Temperature range: +1°C to +10°C



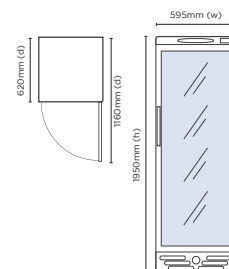
### GM0300 LED ECO

#### Flat Glass Door 290L LED Display Chiller

Part No.	Capacity	Weight
3736034	290L	74kg

	External (mm)	Internal (mm)
Width	595	505
Depth	620	462
Height	1725	1355

- High-impact LED lighting maximises product visibility and captures attention
- Double-glazed safety glass increases efficiency while reducing condensation
- Self-closing door for hassle-free self service
- Reversible hinge for flexible installation options
- Temperature range: +1°C to +10°C



### GM0374 LED ECO

#### Flat Glass Door 372L LED Display Chiller

Part No.	Capacity	Weight
3736035	372L	81kg

	External (mm)	Internal (mm)
Width	595	505
Depth	620	462
Height	1950	1555

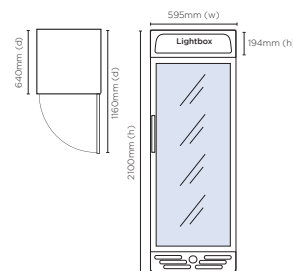
- High-impact LED lighting maximises product visibility and captures attention
- Double-glazed safety glass increases efficiency while reducing condensation
- Self-closing door for hassle-free self service
- Reversible hinge for flexible installation options
- Temperature range: +1°C to +10°C





# Vertical Display & Storage

## Upright Display Chillers



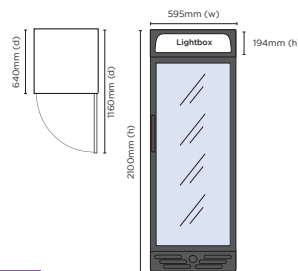
### GM0374L LED ECO



#### Flat Glass Door 372L LED Display Chiller

Part No.	Capacity	Weight
3736036	372L	85kg
	External (mm)	Internal (mm)
Width	595	505
Depth	640	462
Height	2100	1555

- High-impact LED lighting and customizable lightbox capture attention
- Double-glazed safety glass increases efficiency while reducing condensation
- Self-closing door for hassle-free self service
- Reversible hinge for flexible installation options
- Temperature range: +1°C to +10°C



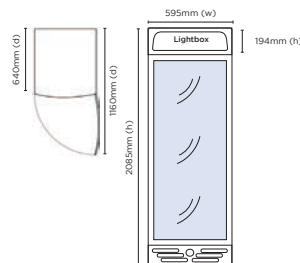
### GM0374LB LED



#### Flat Glass Door 372L LED Display Chiller

Part No.	Capacity	Weight
3736092	372L	85kg
	External (mm)	Internal (mm)
Width	595	505
Depth	640	462
Height	2100	1555

- High-impact LED lighting and customizable lightbox capture attention
- Double-glazed safety glass increases efficiency while reducing condensation
- Self-closing door for hassle-free self service
- Reversible hinge for flexible installation options
- Temperature range: +1°C to +10°C



### GM0400LC LED



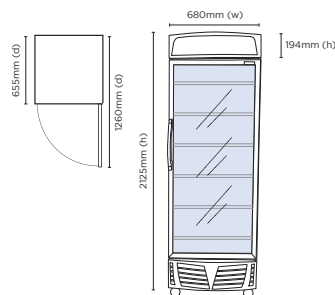
#### Curved Glass Door 380L LED Display Chiller

Part No.	Capacity	Weight
3736037	380L	90kg
	External (mm)	Internal (mm)
Width	595	505
Depth	640	462
Height	2085	1555

- High-impact LED lighting and customizable lightbox capture attention
- Double-glazed safety glass increases efficiency while reducing condensation
- Self-closing door for hassle-free self service
- Reversible hinge for flexible installation options
- Temperature range: +1°C to +10°C

# Vertical Display & Storage

## Upright Display Chillers



### GM0440L LED

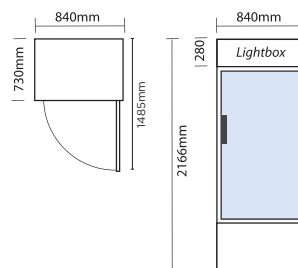


#### Flat Glass Door 438L LED Display Chiller

Part No.	Capacity	Weight
3736038	438L	110kg

	External (mm)	Internal (mm)
Width	680	580
Depth	655	495
Height	2125	1515

- High-impact LED lighting and customizable lightbox capture attention
- Double-glazed safety glass increases efficiency while reducing condensation
- Self-closing door for hassle-free self service
- Temperature range: +1°C to +10°C



### GM0660LW LED ECO

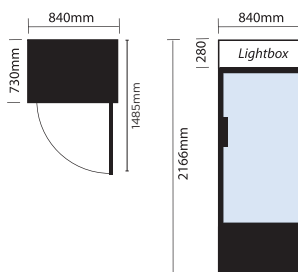


#### Flat Glass Door 660L LED Display Chiller

Part No.	Capacity	Weight
3736202	660L	124kg

	External (mm)	Internal (mm)
Width	840	740
Depth	730	595
Height	2166	1531

- Double-glazed safety glass door increases efficiency while heated air eliminates glass condensation
- Precise Carel digital temperature control and Embraco compressor
- Door lock to secure stock
- Doors cannot be reversed
- Illuminated light box to highlight branding
- Temperature range: +1°C to +10°C



### GM0660LB LED ECO



#### Flat Glass Door 660L LED Display Chiller

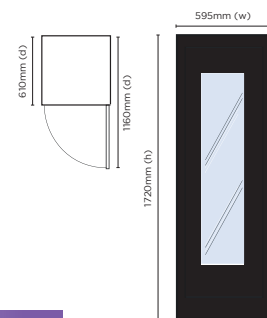
Part No.	Capacity	Weight
3736211	660L	124kg

	External (mm)	Internal (mm)
Width	840	740
Depth	730	595
Height	2166	1531

- Double-glazed safety glass door increases efficiency while heated air eliminates glass condensation
- Precise Carel digital temperature control and Embraco compressor
- Door lock to secure stock
- Doors cannot be reversed
- Illuminated light box to highlight branding
- Temperature range: +1°C to +10°C

# Vertical Display & Storage

## Upright Display Chillers



### GM0300 RETRO

1 YEAR  
Warranty  
LABOUR  
& PARTS

#### Retro 290L LED Display Chiller

Part No.	Capacity	Weight
3736079	290L	85kg
External (mm)		Internal (mm)
Width	595	505
Depth	610	462
Height	1720	1555

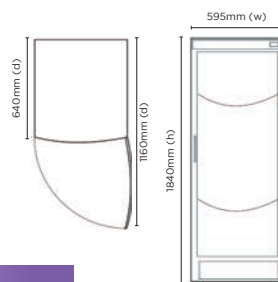
- Front glass panel with green LED surround embedded into door glass
- Completely customisable 1950s-inspired retro unit that allows endless creative freedom\*
- Temperature range: +1°C to +10°C

SPECIAL  
ORDER

\*Minimum quantity required



Wine  
Chiller



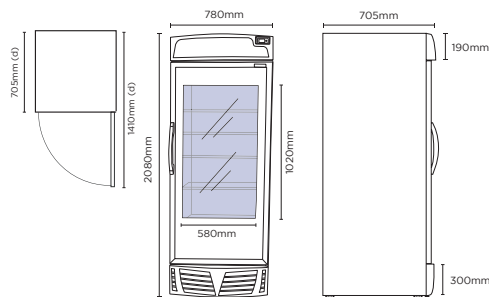
### WC0400C LED ECO

1 YEAR  
Warranty  
LABOUR  
& PARTS

#### Curved Glass Door 372L Wine Chiller

Part No.	Capacity	Weight
3735145	372L	84kg
External (mm)		Internal (mm)
Width	595	505
Depth	640	462
Height	1840	1555

- Reversible doors for complete flexibility
- 5 adjustable wooden shelves hold up to 50 bottles of wine
- Lockable castors make movement and placement easy
- Analogue controller with digital display for precise temperature maintenance
- Temperature range: +1°C to +18°C



### GM0690-VID

1 YEAR  
Warranty  
LABOUR  
& PARTS

#### LCD Video 657L Display Chiller

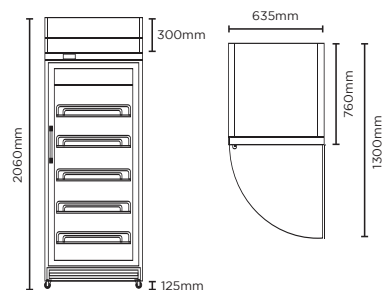
Part No.	Capacity	Weight
3736093	657L	136kg
External (mm)		Internal (mm)
Width	780	555
Depth	705	702
Height	2080	1682

- 50-inch LG Ultra-High Contrast LCD display
- 1080 x 1920 screen resolution with a super wide 178° viewing angle
- Self-closing door with stay for easy stocking and hassle-free self service
- Environmentally friendly R600 refrigerant
- Temperature range: +1°C to +10°C

SPECIAL  
ORDER

# Vertical Display & Storage

## Upright Display Chillers



### GD0500LF

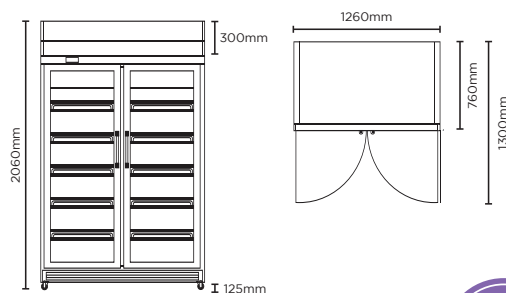
#### Flat Glass Door 444L LED Display Chillers

Part No.	Capacity	Weight
3736245	444L	95kg
	External (mm)	Internal (mm)
Width	635	520
Depth	760	550
Height	2060	1420

- Double-glazed heated safety glass increases efficiency while reducing condensation
- Self-closing door with stay for easy stocking and hassle-free self service
- Temperature range: +2°C to +8°C



FF



### GD1000LF

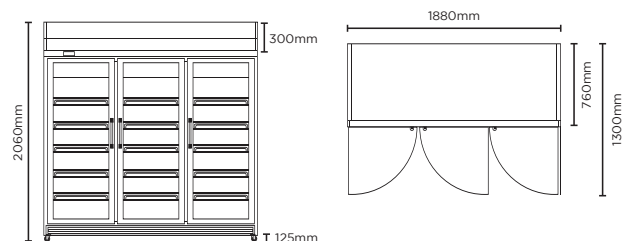
#### Flat Glass Door 976L LED Display Chillers

Part No.	Capacity	Weight
3736246	976L	157kg
	External (mm)	Internal (mm)
Width	1260	1143
Depth	760	550
Height	2060	1420

- Double-glazed heated safety glass increases efficiency while reducing condensation
- Self-closing door with stay for easy stocking and hassle-free self service
- Doors cannot be reversed
- Temperature range: +2°C to +8°C



FF



### GD1500LF

#### Flat Glass Door 1507L LED Display Chillers

Part No.	Capacity	Weight
3736247	1507L	209kg
	External (mm)	Internal (mm)
Width	1880	1755
Depth	760	550
Height	2060	1420

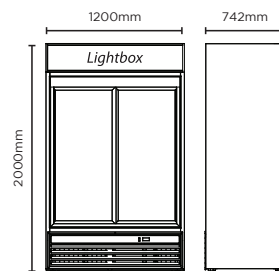
- Double-glazed heated safety glass increases efficiency while reducing condensation
- Heated self-closing door with stay for easy stocking and hassle-free self service
- Doors cannot be reversed
- Temperature range: +2°C to +8°C



FF

# Vertical Display & Storage

## Upright Display Chillers



### GM0980LS LED

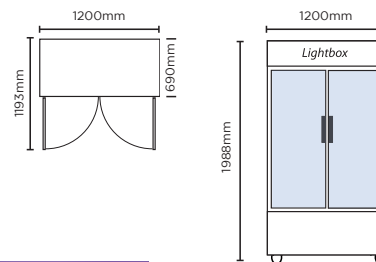
#### Sliding Glass Door 945L LED Display Chiller

Part No.	Capacity	Weight
3735048	945L	210kg
	External (mm)	Internal (mm)
Width	1200	1090
Depth	742	572
Height	2000	1533

- High-impact LED lighting and customizable lightbox capture attention
- Double-glazed safety glass increases efficiency while reducing condensation
- Self-closing door for hassle-free self service
- Illuminated light box to highlight branding
- Temperature range: +1°C to +10°C



FF



### GM1000LW ECO

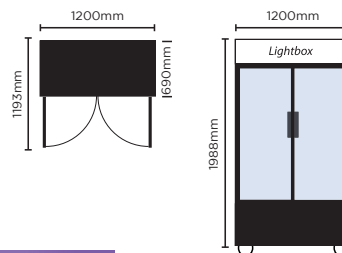
#### Flat Glass Door 960L LED Eco Beverage Display Chiller

Part No.	Capacity	Weight
3736252	960L	177kg
	External (mm)	Internal (mm)
Width	1200	1090
Depth	690	545
Height	1998	1707

- Eco friendly unit operates 50% more efficiently than others, minimising power consumption maximising versatility with precise temperature control
- Mechanical controller, offers the ability to control compressor functions simply
- Illuminated light box to highlight branding
- Temperature range: +1°C to +10°C



FF



### GM1000LB ECO

#### Flat Glass Door 960L LED Eco Beverage Display Chiller

Part No.	Capacity	Weight
3736253	960L	177kg
	External (mm)	Internal (mm)
Width	1200	1090
Depth	690	545
Height	1998	1707

- Ecofriendly unit operates 50% more efficiently than others, minimising power consumption maximising versatility with precise temperature control
- Mechanical controller, offers the ability to control compressor functions simply
- Illuminated light box to highlight branding
- Temperature range: +1°C to +10°C



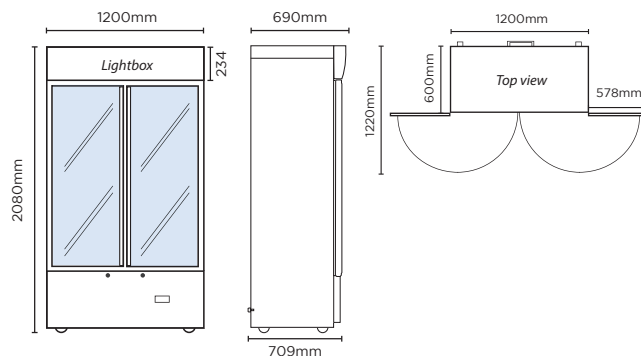
FF





# Vertical Display & Storage

## Upright Display & Storage Chillers



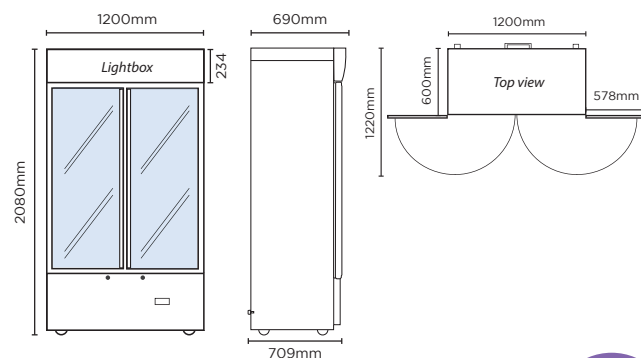
### GM1000LBCAS

#### Cassette Flat Glass Door 960L LED Display Chiller

Part No.	Capacity	Weight
3736251	960L	188kg

	External (mm)	Internal (mm)
Width	1200	1090
Depth	690	545
Height	2080	1465

- High-impact LED internal lighting on each side for perfect product presentation
- Heated air over door prevents condensation
- Fan forced for even temperature throughout the fridge
- Adjustable stabilising floor raisers
- Removable cassette refrigeration
- Temperature range: +2°C to +5°C



### GM1000LWCAS

#### Cassette Flat Glass Door 960L LED Display Chiller

Part No.	Capacity	Weight
3736250	960L	188kg

	External (mm)	Internal (mm)
Width	1200	1090
Depth	690	545
Height	2080	1465

- High-impact LED internal lighting on each side for perfect product presentation
- Heated air over door prevents condensation
- Fan forced for even temperature throughout the fridge
- Adjustable stabilising floor raisers
- Aluminium door frame (white fridge only)
- Temperature range: +2°C to +5°C



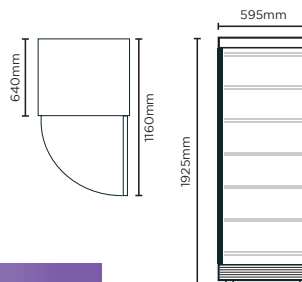
# Vertical Display & Storage



“Whether you need to store or display your merchandise, there is an ideal Bronic solution for your needs.”

# Vertical Display & Storage

## Upright Storage Chillers



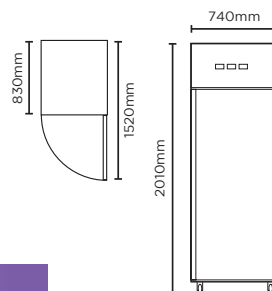
UC0374SDW

### Solid Door 372L Storage Chiller

Part No.	Capacity	Weight
3735127	372L	88kg

	External (mm)	Internal (mm)
Width	595	505
Depth	640	462
Height	1925	1555

- Solid insulated coated steel door minimises heat ingress
- Reversible doors for complete flexibility
- Flexible storage with 6 adjustable shelves
- Temperature range: +1°C to +10°C



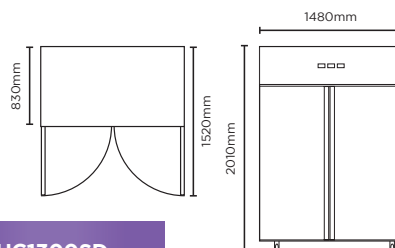
UC0650SD

### Gastronom Stainless Steel 650L Storage Chiller

Part No.	Capacity	Weight
3735161	650L	143kg

	External (mm)	Internal (mm)
Width	740	624
Depth	830	685
Height	2010	1390

- Front lockable castors make movement and placement easy.
- Self-closing door provides hassle-free operation and energy efficiency. Reversible hinge for flexible installation options
- Supplied with stainless steel rails and 5 shelves for use with 1/1 Gastronom trays
- Dixell digital controller for precise temperature maintenance
- Temperature range: +2°C to +8°C



UC1300SD

### Gastronom Stainless Steel 1300L Storage Chiller

Part No.	Capacity	Weight
3735200	1300L	213kg

	External (mm)	Internal (mm)
Width	1480	1360
Depth	830	685
Height	2010	1390

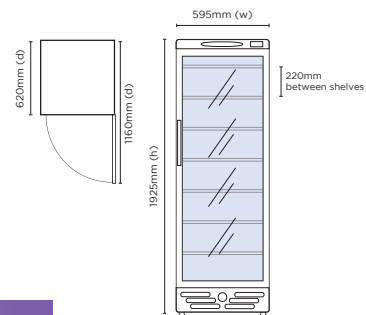
- Front lockable castors make movement and placement easy
- Self-closing door provides hassle-free operation and energy efficiency
- Supplied with stainless steel rails and 10 shelves for use with 1/1 Gastronom trays
- Dixell digital controller for precise temperature maintenance
- Temperature range: +2°C to +8°C





# Vertical Display & Storage

## Upright Display Freezers



**UF0374S LED**

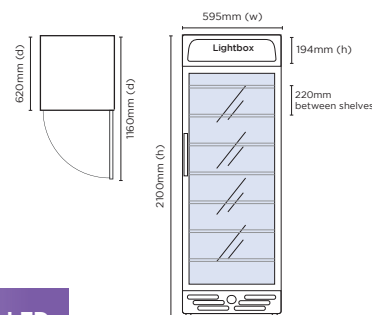


### Flat Glass Door 300L LED Display Freezer

Part No.	Capacity	Weight
3736045	300L	102kg

	External (mm)	Internal (mm)
Width	595	475
Depth	620	440
Height	1925	1550

- High-impact LED lighting maximises product visibility and captures attention
- Self-closing door for hassle-free self service
- Reversible hinge for flexible installation options
- Refrigeration integrated into all 6 fixed shelves for even cooling
- Temperature range: -19°C to -14°C



**UF0374LS LED**

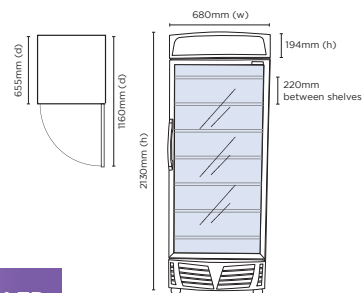


### Flat Glass Door 300L LED Display Freezer

Part No.	Capacity	Weight
3736046	300L	106kg

	External (mm)	Internal (mm)
Width	595	475
Depth	620	440
Height	2100	1550

- High-impact LED lighting and customizable lightbox capture attention
- Self-closing door for hassle-free self service
- Reversible hinge for flexible installation options
- Refrigeration integrated into all 6 fixed shelves for even cooling
- Temperature range: -19°C to -14°C



**UF0440LS LED**



### Flat Glass Door 440L LED Display Freezer

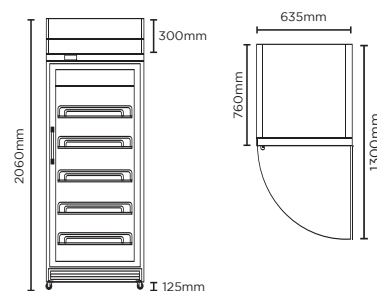
Part No.	Capacity	Weight
3736047	440L	123kg

	External (mm)	Internal (mm)
Width	680	577
Depth	655	495
Height	2133	1510

- High-impact LED lighting and customizable lightbox capture attention
- Self-closing door for hassle-free self service
- Reversible hinge for flexible installation options
- Refrigeration integrated into all 6 fixed shelves for even cooling
- Temperature range: -19°C to -14°C

# Vertical Display & Storage

## Upright Display Freezers



### UFO500LF

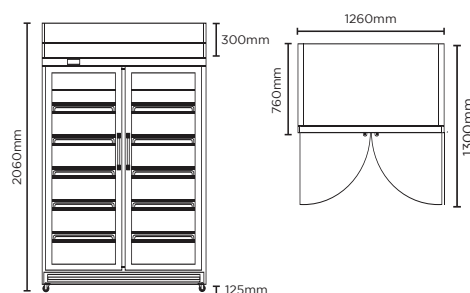
#### Flat Glass Door 444L LED Display Freezer

Part No.	Capacity	Weight
3736240	444L	113kg
External (mm)		Internal (mm)
Width	635	520
Depth	760	550
Height	2060	1420

- Fan-forced refrigeration system
- Triple-glazed heated safety glass increases efficiency while reducing condensation
- Self-closing door with stay for easy stocking and hassle-free self service
- Temperature range: -22°C to -18°C



FF



### UF1000LF

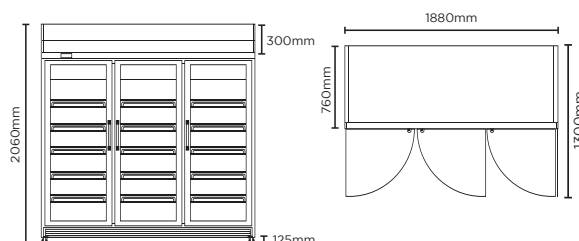
#### Flat Glass Door 976L LED Display Freezer

Part No.	Capacity	Weight
3736241	976L	199kg
External (mm)		Internal (mm)
Width	1260	1143
Depth	760	550
Height	2060	1420

- Fan-forced refrigeration system
- Triple-glazed heated safety glass increases efficiency while reducing condensation
- Self-closing door with stay for easy stocking and hassle-free self service
- Temperature range: -22°C to -18°C



FF



### UF1500LF

#### Flat Glass Door 1507L LED Display Freezer

Part No.	Capacity	Weight
3736242	1507L	279kg
External (mm)		Internal (mm)
Width	1880	1755
Depth	760	550
Height	2060	1420

- Fan-forced refrigeration system
- Triple-glazed heated safety glass increases efficiency while reducing condensation
- Self-closing door with stay for easy stocking and hassle-free self service
- Temperature range: -22°C to -18°C

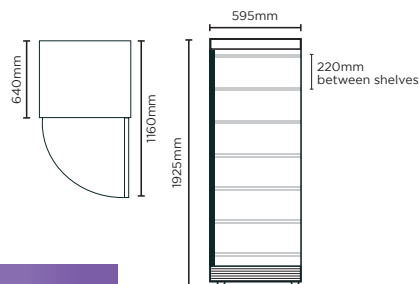


FF



# Vertical Display & Storage

## Upright Storage Freezers



UF0374SDS

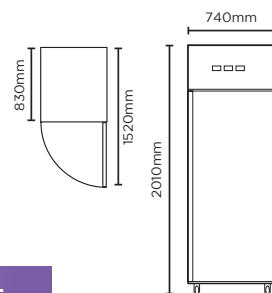


### Solid Door 300L Storage Freezer

Part No.	Capacity	Weight
3735106	300L	79.5kg

	External (mm)	Internal (mm)
Width	595	475
Depth	640	440
Height	1925	1550

- Lockable castors make movement and placement easy
- Solid insulated steel door minimises heat ingress
- Refrigeration integrated into all 6 fixed shelves for even cooling
- Temperature range: -19°C to -14°C



UF0650SDF



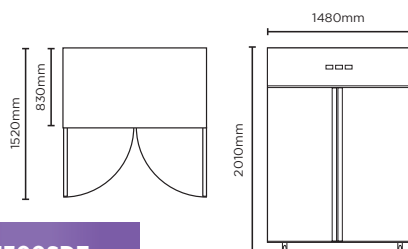
### Gastronom Stainless Steel 650L Storage Freezer

Part No.	Capacity	Weight
3735203	650L	147kg

	External (mm)	Internal (mm)
Width	740	624
Depth	830	685
Height	2010	1390

- Lockable castors make movement and placement easy
- Self-closing door provides hassle-free operation and energy efficiency
- Supplied with stainless steel rails and 5 shelves for use with 1/1 Gastronom trays
- Dixell digital controller for precise temperature maintenance
- Temperature range: -22°C to -18°C

FF



UF1300SDF



### Gastronom Stainless Steel 1300L Storage Freezer

Part No.	Capacity	Weight
3735194	1300L	226kg

	External (mm)	Internal (mm)
Width	1480	1360
Depth	830	685
Height	2010	1390

- Lockable castors make movement and placement easy
- Self-closing door provides hassle-free operation and energy efficiency
- Supplied with stainless steel rails and 10 shelves for use with 1/1 Gastronom trays
- Dixell digital controller for precise temperature maintenance
- Temperature range: -22°C to -18°C

FF

# Vertical Display & Storage

## Specification Reference Guide

Chiller

Freezer

Model	GM0220 LED	GM0300 LED	GM0374 LED	GM0374L LED	GM0374LB LED
Part Number	3736033	3736034	3736035	3736036	3736092
Ext. Width (mm)*	595	595	595	595	595
Ext. Depth (mm)*	620	620	620	640	640
Ext. Height (mm)*	1400	1725	1950	2100	2100
Capacity	215L	290L	372L	372L	372L
Temp. Range	+1 to +10°C	+1 to +10°C	+1 to +10°C	+1 to +10°C	+1 to +10°C
Max. Ambient Temp.	40°C	40°C	40°C	40°C	40°C
Refrigeration Power	235W	290W	350W	370W	370W
Current	2.0A	2.0A	2.6A	2.7A	2.7A
Gross Weight	68kg	74kg	81kg	85kg	85kg
Refrigerant	R134a	R134a	R134a	R134a	R134a
Plug Supplied	1	1	1	1	1
Power Supply	10A	10A	10A	10A	10A
Features					
Chiller Case	✓	✓	✓	✓	✓
Freezer Case					
Display Light Box				✓	✓
Main Light	LED	LED	LED	LED	LED
Door Shape	Flat	Flat	Flat	Flat	Flat
Safety Glass	✓	✓	✓	✓	✓
Door Lock					
No. of Doors	1	1	1	1	1
Self-Closing Door	✓	✓	✓	✓	✓
Temp. Controller	Analogue	Analogue	Analogue	Analogue	Analogue
Castors	✓	✓	✓	✓	✓
No. of Shelves Incl. Base Per Door	4	5	6	6	6
Colour	Silver/White	Silver/White	Silver/White	Silver/White	Black/White
Warranty					
Parts (Years)	1	1	1	1	1
Labour (Years)	1	1	1	1	1

\*Depth dimensions exclude lightbox & handle protrusions

# Vertical Display & Storage

Chiller

Freezer

## Specification Reference Guide

Model	GM0400LC LED	GM0440L LED	GM0660LW LED	GM0660LB LED	GM1000LBCAS	GM1000LWCAS
Part Number	3736037	3736038	3736202	3736211	3736251	3736250
Ext. Width (mm)*	595	680	840	840	1200	1200
Ext. Depth (mm)*	640	655	730	730	690	690
Ext. Height (mm)*	2085	2125	2166	2166	2080	2080
Capacity	380L	438L	660L	660L	960L	960L
Temp. Range	+1 to +10°C	+1 to +10°C	+1 to +10°C	+1 to +10°C	+2 to +5°C	+2 to +5°C
Max. Ambient Temp.	40°C	40°C	40°C	40°C	38°C	38°C
Refrigeration Power	370W	390W	460W	460W	520W	520W
Current	2.7A	3.3A	3.3A	3.3A	2.3A	2.3A
Gross Weight	90kg	110kg	124kg	124kg	188kg	188kg
Refrigerant	R134a	R134a	R134a	R134a	R290a	R290a
Plug Supplied	1	1	1	1	1	1
Power Supply	10A	10A	10A	10A	10A	10A
Features						
Chiller Case	✓	✓	✓	✓	✓	✓
Freezer Case						
Display Light Box	✓	✓	✓	✓	✓	✓
Main Light	LED	LED	LED	LED	LED	LED
Door Shape	Curved	Flat	Flat	Flat	Flat	Flat
Safety Glass	✓	✓	✓	✓	✓	✓
Door Lock			✓	✓	✓	✓
No. of Doors	1	1	1	1	2	2
Self-Closing Door	✓	✓	✓	✓	✓	✓
Temp. Controller	Analogue	Analogue	Digital	Digital	Digital	Digital
Castors	✓	✓	✓	✓	✓	✓
No. of Shelves Incl. Base Per Door	6	6	6	6	6	6
Colour	Silver	Silver	White	Black	Black	White
Warranty						
Parts (Years)	1	1	1	1	2	2
Labour (Years)	1	1	1	1	2	2

\*Depth dimensions exclude lightbox & handle protrusions

# Vertical Display & Storage

## Specification Reference Guide

Chiller

Freezer

Model	SPECIAL ORDER		SPECIAL ORDER			
	GM0300 RETRO	WC0400C LED	GM0690-VID	GD0500LF	GD1000LF	GD1500LF
Part Number	3736079	3735145	3736093	3736245	3736246	3736247
Ext. Width (mm)*	595	595	780	635	1260	1880
Ext. Depth (mm)*	610	640	705	760	760	760
Ext. Height (mm)*	1720	1840	2080	2060	2060	2060
Capacity	290L	372L	657L	444L	976L	1507L
Temp. Range	+1 to +10°C	+1 to +18°C	+1 to +10°C	+2 to +8°C	+2 to +8°C	+2 to +8°C
Max. Ambient Temp.	40°C	40°C	32°C	38°C	38°C	38°C
Refrigeration Power	290W	270W	485W	740W	1000W	1132W
Current	2.0A	1.8A	3.8A	4.5A	5.6A	7.0A
Gross Weight	85kg	84kg	136kg	95kg	157kg	209kg
Refrigerant	R134a	R134a	R134a	R134a	R134a	R134a
Plug Supplied	1	1	1	1	1	1
Power Supply	10A	10A	10A	10A	10A	10A
Features						
Chiller Case	✓	✓	✓	✓	✓	✓
Freezer Case						
Display Light Box			✓	✓	✓	✓
Main Light	LED	LED	LED	LED	LED	LED
Door Shape	Flat	Curved	TV	Flat	Flat	Flat
Safety Glass	✓	✓	✓	✓	✓	✓
Door Lock				✓	✓	✓
No. of Doors	1	1	1	1	2	3
Self-Closing Door	✓	✓	✓	✓	✓	✓
Temp. Controller	Analogue	Analogue	Digital	Digital	Digital	Digital
Castors	✓	✓	✓	✓	✓	✓
No. of Shelves Incl. Base Per Door	5	6	5	6	6	6
Colour	Black/Custom	Silver	Silver	White with S/Steel Trim	White with S/Steel Trim	White with S/Steel Trim
Warranty						
Parts (Years)	1	1	1	1	1	1
Labour (Years)	1	1	1	1	1	1

\*Depth dimensions exclude lightbox & handle protrusions

# Vertical Display & Storage

Chiller

Freezer

## Specification Reference Guide

Model	GM0980LS LED	GM1000LW ECO	GM1000LB ECO	UC0374SDW	UC0650SD	UC1300SD
Part Number	3735048	3736252	3736253	3735127	3735161	3735200
Ext. Width (mm)*	1200	1200	1200	595	740	1480
Ext. Depth (mm)*	742	690	690	640	830	830
Ext. Height (mm)*	2000	1998	1998	1925	2010	2010
Capacity	945L	960L	960L	372L	650L	1300L
Temp. Range	+1 to +10°C	+1 to +10°C	+1 to +10°C	+1 to +10°C	+2 to +8°C	+2 to +8°C
Max. Ambient Temp.	40°C	38°C	38°C	40°C	38°C	38°C
Refrigeration Power	850W	650W	650W	350W	360W	520W
Current	5.8A	4A	4A	2.6A	2.2A	4.2A
Gross Weight	210kg	177kg	177kg	88kg	143kg	213kg
Refrigerant	R134a	R290	R290	R134a	R134a	R134a
Plug Supplied	1	1	1	1	1	1
Power Supply	10A	10A	10A	10A	10A	10A
Features						
Chiller Case	✓	✓	✓	✓	✓	✓
Freezer Case						
Display Light Box	✓	✓	✓			
Main Light	LED	LED	LED	Fluorescent	LED	LED
Door Shape	Flat	Flat	Flat	Flat	Flat	Flat
Safety Glass	✓	✓	✓			
Door Lock		✓	✓		✓	✓
No. of Doors	2	2	2	1	1	2
Self-Closing Door	✓	✓	✓	✓	✓	✓
Temp. Controller	Digital	Analogue	Analogue	Analogue	Digital	Digital
Castors		✓	✓	✓	✓	✓
No. of Shelves Incl. Base Per Door	5	5	5	7	6	6
Colour	Black	White	Black	Black/White	Stainless Steel	Stainless Steel
Warranty						
Parts (Years)	1	1	1	1	2	2
Labour (Years)	1	1	1	1	2	2








# Vertical Display & Storage

## Specification Reference Guide

Chiller

Freezer

Model	UF0374S LED 	UF0374LS LED 	UF0440LS LED 	UF0500LF 	UF1000LF 
Part Number	3736045	3736046	3736047	3736240	3736241
Ext. Width (mm)*	595	595	680	635	1260
Ext. Depth (mm)*	620	620	655	760	760
Ext. Height (mm)*	1925	2100	2133	2060	2060
Capacity	300L	300L	440L	444L	976L
Temp. Range	-19 to -14°C	-19 to -14°C	-19 to -14°C	-22 to -18°C	-22 to -18°C
Max. Ambient Temp.	35°C	35°C	35°C	38°C	38°C
Refrigeration Power	620W	635W	867W	1000W	1600W
Current	3.9A	4.1A	5.6A	4.7A	8A
Gross Weight	102kg	106kg	123kg	113kg	199kg
Refrigerant	R404a	R404a	R404a	R404a	R404a
Plug Supplied	1	1	1	1	1
Power Supply	10A	10A	10A	10A	10A
Features					
Chiller Case					
Freezer Case	✓	✓	✓	✓	✓
Display Light Box		✓	✓	✓	✓
Main Light	LED	LED	LED	LED	LED
Door Shape	Flat	Flat	Flat	Flat	Flat
Safety Glass	✓	✓	✓	✓	✓
Door Lock				✓	✓
No. of Doors	1	1	1	1	2
Self-Closing Door	✓	✓	✓	✓	✓
Temp. Controller	Analogue	Analogue	Analogue	Digital	Digital
Castors	✓	✓	✓	✓	✓
No. of Shelves Incl. Base Per Door	7	7	7	6	6
Colour	Silver	Silver	Silver	White with S/Steel Trim	White with S/Steel Trim
Warranty					
Parts (Years)	1	1	1	1	1
Labour (Years)	1	1	1	1	1

# Vertical Display & Storage

## Specification Reference Guide

Chiller

Freezer

Model	UF1500LF	UF0374SDS	UF0650SDF	UF1300SDF
Part Number	3736242	3735106	3735203	3735194
Ext. Width (mm)*	1880	595	740	1480
Ext. Depth (mm)*	760	640	830	830
Ext. Height (mm)*	2060	1925	2010	2010
Capacity	1507L	300L	650L	1300L
Temp. Range	-22 to -18°C	-19 to -14°C	-22 to -18°C	-22 to -18°C
Max. Ambient Temp.	38°C	35°C	38°C	38°C
Refrigeration Power	2000W	270W	640W	800W
Current	9A	2.4A	2.8A	4.8A
Gross Weight	279kg	79.5kg	147kg	226kg
Refrigerant	R404a	R404a	R404a	R404a
Plug Supplied	1	1	1	1
Power Supply	15A	10A	10A	10A
Features				
Chiller Case				
Freezer Case	✓	✓	✓	✓
Display Light Box	✓			
Main Light	LED	Fluorescent	LED	LED
Door Shape	Flat	Flat	Flat	Flat
Safety Glass	✓			
Door Lock	✓		✓	✓
No. of Doors	3	1	1	2
Self-Closing Door	✓	✓	✓	✓
Temp. Controller	Digital	Analogue	Digital	Digital
Castors	✓	✓	✓	✓
No. of Shelves Incl. Base Per Door	6	7	6	6
Colour	White with S/Steel Trim	Black/White	Stainless Steel	Stainless Steel
Warranty				
Parts (Years)	1	1	2	2
Labour (Years)	1	1	2	2

Additional shelf  
extenders prevent  
products from  
falling over

Designed specifically  
for seamless under-  
bench installation

Adjustable shelving  
for flexibility in display  
configuration

Side-mounted  
refrigeration maximises  
storage height and the  
removable dust filter  
simplifies maintenance  
(selected models only)



Castors (front  
lockable) make  
movement and  
placement easy

Curved internal  
corners simplify  
food-safe cleaning  
(stainless range only)

Stainless steel  
self-closing  
doors minimise  
temperature loss

High-impact LED  
lighting maximises  
product visibility and  
captures attention

Precise Dixell  
digital temperature  
controller for  
accurate temperature  
maintenance

## Bromic's Bar Chillers & Freezers have been designed specifically for installation under an industry-standard bench and are available in one- to four-door configurations.

### 33. Back Bar Display Chillers

Bromic's Back Bar Chillers are the perfect freestanding refrigerated display solution for those seeking versatility and reliability.

High-impact LED lighting highlights products through this unit's hinged or sliding double-glazed safety glass doors while powerful fan-forced refrigeration enables rapid cooling.



### 35. Fan-Forced Underbench Display & Storage Chillers & Freezers

Bromic's Fan-Forced Underbench Chillers and Freezers are premium performers, developed specifically to withstand heavy use in the hospitality industry and to slot seamlessly underneath a industry-standard bench.

Featuring powerful fan-forced cooling, these units are capable of storing sensitive stock, such as meat, dairy or fresh produce, alongside beverages while also utilising Gastronorm 1/1 sizing to offer versatility in high-volume applications.

Display Chiller:



Storage Chiller:



Storage Freezer:



### 38. Single Door Underbench Display & Storage Chillers & Freezers

Bromic's Single Door Underbench Chillers and Freezers offer versatile storage solutions across a wide temperature range.

This unit's insulated stainless steel structure and Dixell digital temperature controller allow the refrigeration system to reliably cool practically any product while achieving exceptional energy efficiency.

Display Chiller:



Storage Chiller:



Storage Freezer:



### 39. Specification Reference Guide

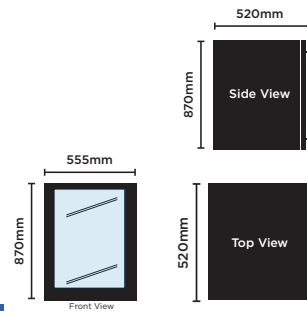
# Bar Chillers & Freezers

## Back Bar Glass Door Display Chillers (Hinged)



Handle  
Top to  
Bottom

Full length door handle:



BB0120GD-NR

### Back Bar Glass Door Display Chiller 118L (Hinged)

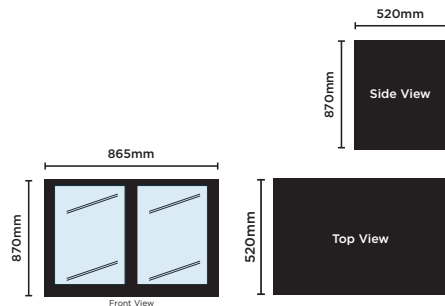
Part No. 3736070 Capacity 118L Weight 58kg

	External (mm)	Internal (mm)
Width	555	520
Depth	520	385
Height	870	820

- High-impact LED lighting maximises product visibility
- Double-glazed safety glass increases efficiency while reducing condensation
- 2 adjustable shelves per door + base for optimal product display
- Temperature range: +1°C to +10°C
- Unit can be mounted high & door can still be opened
- Full length door handle
- Door cannot be reversed



Handle  
Top to  
Bottom



BB0200GD-NR

### Back Bar Glass Door Display Chiller 190L (Hinged)

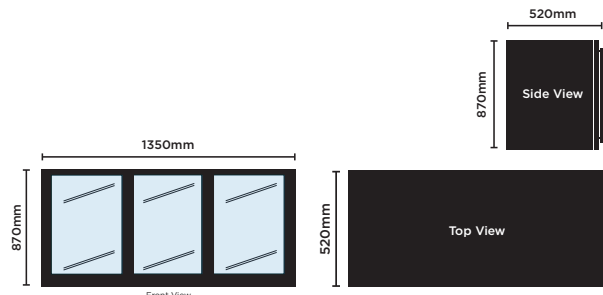
Part No. 3736071 Capacity 190L Weight 72kg

	External (mm)	Internal (mm)
Width	865	820
Depth	520	385
Height	870	820

- High-impact LED lighting maximises product visibility
- Double-glazed safety glass increases efficiency while reducing condensation
- 2 adjustable shelves per door + base for optimal product display
- Temperature range: +1°C to +10°C
- Unit can be mounted high & door can still be opened



Handle  
Top to  
Bottom



BB0330GD-NR

### Back Bar Glass Door Display Chiller 307L (Hinged)

Part No. 3736073 Capacity 307L Weight 90kg

	External (mm)	Internal (mm)
Width	1350	1270
Depth	520	385
Height	870	820

- High-impact LED lighting maximises product visibility
- Double-glazed safety glass increases efficiency while reducing condensation
- 2 adjustable shelves per door + base for optimal product display
- Temperature range: +1°C to +10°C
- Unit can be mounted high & door can still be opened



FF

FF

FF

**Green Cooling.**

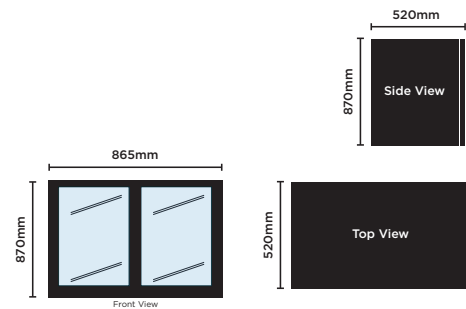
**Green Cooling.**

**Green Cooling.**



# Bar Chillers & Freezers

## Back Bar Glass Door Storage Chillers (Sliding Door)



BB0200GDS-NR



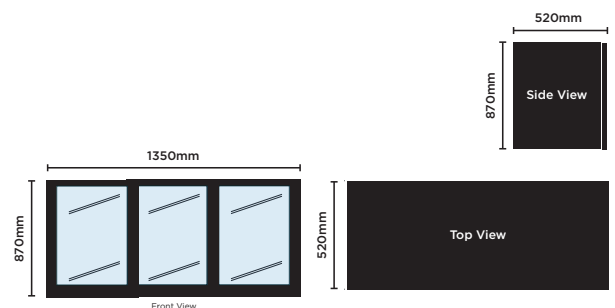
### Back Bar Display Chiller 190L (Sliding Door)

Part No.	Capacity	Weight
3736072	190L	72kg

	External (mm)	Internal (mm)
Width	865	820
Depth	520	385
Height	870	820

- High-impact LED lighting maximises product visibility
- Double-glazed safety glass increases efficiency while reducing condensation
- 2 adjustable shelves per door + base for optimal product display
- Temperature range: +1°C to +10°C

FF



BB0330GDS-NR



### Back Bar Display Chiller 307L (Sliding Door)

Part No.	Capacity	Weight
3736074	307L	90kg

	External (mm)	Internal (mm)
Width	1350	1270
Depth	520	385
Height	870	820

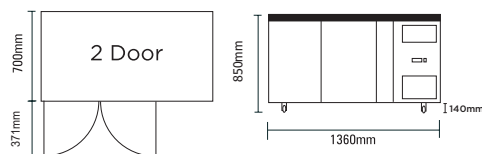
- High-impact LED lighting maximises product visibility
- Double-glazed safety glass increases efficiency while reducing condensation
- 2 adjustable shelves per door + base for optimal product display
- Temperature range: +1°C to +10°C

FF



# Bar Chillers & Freezers

## Underbench Glass Door Display Chillers



### UBC1360GD



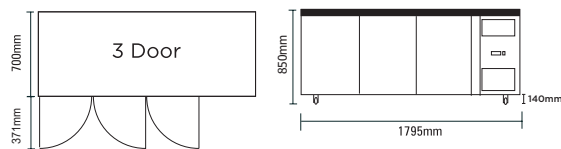
#### Underbench Glass Door Display Chiller 282L LED

**Part No.** 3735213 **Capacity** 282L **Weight** 122kg

	External (mm)	Internal (mm)
Width	1360	902
Depth	700	530
Height	850	589

- Powerful fan-forced refrigeration cools cabinet evenly and quickly
- Side-mount condenser for easy maintenance
- Narrow-gauge shelving and shelf extenders prevent products from falling over
- Temperature range: +2°C to +8°C

FF



### UBC1795GD



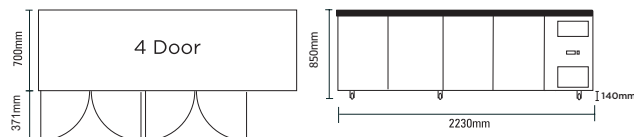
#### Underbench Glass Door Display Chiller 417L LED

**Part No.** 3735211 **Capacity** 417L **Weight** 151kg

	External (mm)	Internal (mm)
Width	1795	1337
Depth	700	530
Height	850	589

- Powerful fan-forced refrigeration cools cabinet evenly and quickly
- Side-mount condenser for easy maintenance
- Narrow-gauge shelving and shelf extenders prevent products from falling over
- Temperature range: +2°C to +8°C

FF



### UBC2230GD



#### Underbench Glass Door Display Chiller 553L LED

**Part No.** 3735212 **Capacity** 553L **Weight** 180kg

	External (mm)	Internal (mm)
Width	2230	1772
Depth	700	530
Height	850	589

- Powerful fan-forced refrigeration cools cabinet evenly and quickly
- Side-mount condenser for easy maintenance
- Narrow-gauge shelving and shelf extenders prevent products from falling over
- Temperature range: +2°C to +8°C

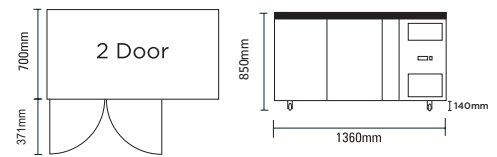
FF

# Bar Chillers & Freezers

## Underbench Storage Chillers



FF



### UBC1360SD



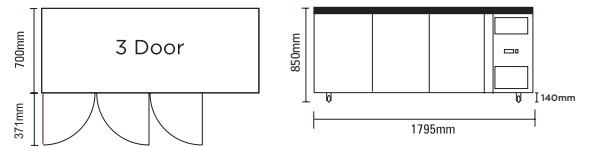
#### Underbench Storage Chiller 282L

Part No.	Capacity	Weight
3735204	282L	110kg
	External (mm)	Internal (mm)
Width	1360	902
Depth	700	530
Height	850	589

- Powerful fan-forced refrigeration cools cabinet evenly and quickly
- Side-mount condenser for easy maintenance
- Narrow-gauge shelving and shelf extenders prevent products from falling over
- Temperature range: +2°C to +8°C



FF



### UBC1795SD



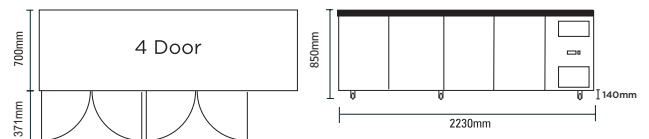
#### Underbench Storage Chiller 417L

Part No.	Capacity	Weight
3735206	417L	142kg
	External (mm)	Internal (mm)
Width	1795	1337
Depth	700	530
Height	850	589

- Powerful fan-forced refrigeration cools cabinet evenly and quickly
- Side-mount condenser for easy maintenance
- Narrow-gauge shelving and shelf extenders prevent products from falling over
- Temperature range: +2°C to +8°C



FF



### UBC2230SD



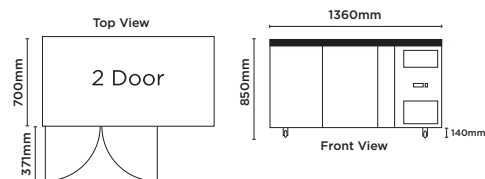
#### Underbench Storage Chiller 553L

Part No.	Capacity	Weight
3735209	553L	173kg
	External (mm)	Internal (mm)
Width	2230	1772
Depth	700	530
Height	850	589

- Powerful fan-forced refrigeration cools cabinet evenly and quickly
- Side-mount condenser for easy maintenance
- Narrow-gauge shelving and shelf extenders prevent products from falling over
- Temperature range: +2°C to +8°C

# Bar Chillers & Freezers

## Underbench Storage Freezers



**UBF1360SD**



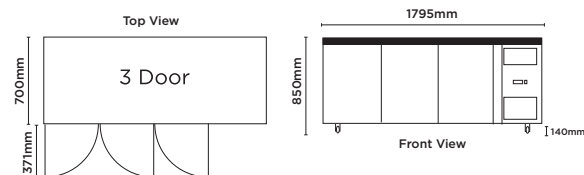
### Underbench Storage Freezer 282L

Part No.	Capacity	Weight
3736230	282L	109kg

	External (mm)	Internal (mm)
Width	1360	902
Depth	700	530
Height	850	589

- Powerful fan-forced refrigeration cools cabinet evenly and quickly
- Side-mount condenser for easy maintenance
- Narrow-gauge shelving and shelf extenders prevent products from falling over
- Temperature range: -22°C to -18°C

FF



**UBF1795SD**



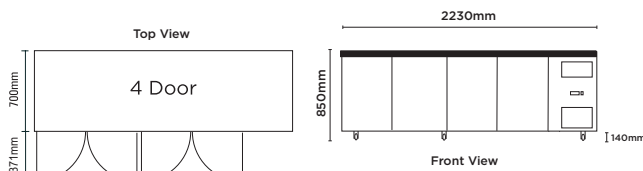
### Underbench Storage Freezer 417L

Part No.	Capacity	Weight
3736231	417L	140kg

	External (mm)	Internal (mm)
Width	1795	1337
Depth	700	530
Height	850	589

- Powerful fan-forced refrigeration cools cabinet evenly and quickly
- Side-mount condenser for easy maintenance
- Narrow-gauge shelving and shelf extenders prevent products from falling over
- Temperature range: -22°C to -18°C

FF



**UBF2230SD**



### Underbench Storage Freezer 553L

Part No.	Capacity	Weight
3736232	553L	155kg

	External (mm)	Internal (mm)
Width	2230	1772
Depth	700	530
Height	850	589

- Powerful fan-forced refrigeration cools cabinet evenly and quickly
- Side-mount condenser for easy maintenance
- Narrow-gauge shelving and shelf extenders prevent products from falling over
- Temperature range: -22°C to -18°C

FF

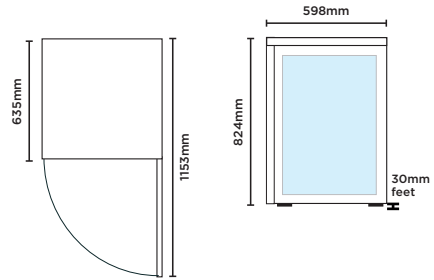


# Bar Chillers & Freezers

## Underbench Glass Door & Storage Chillers & Freezer



Full  
Stainless  
Steel  
Exterior



### UBC0140GD-NR

1 YEAR  
Warranty  
LABOUR  
& PARTS

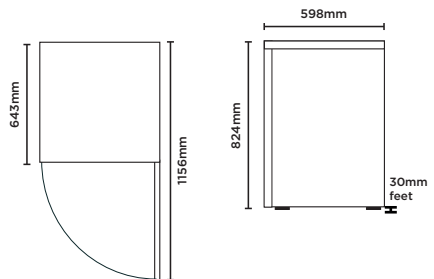
#### Underbench Display Chiller 138L

Part No.	Capacity	Weight
3736255	138L	45kg
	External (mm)	Internal (mm)
Width	598	490
Depth	635	400
Height	824	680

- Easily stackable with other Bromic single door units
- Door lock to secure stock
- Adjustable 30mm feet and back rollers
- 3 adjustable shelves + base
- Stainless steel top and door frame
- Temperature range: +1°C to +10°C



Full  
Stainless  
Steel  
Exterior



### UBC0140SD-NR

1 YEAR  
Warranty  
LABOUR  
& PARTS

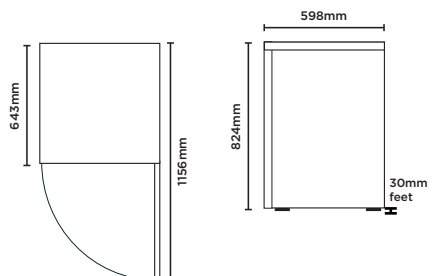
#### Underbench Storage Chiller 138L

Part No.	Capacity	Weight
3736254	138L	36kg
	External (mm)	Internal (mm)
Width	598	490
Depth	643	400
Height	824	680

- Easily stackable with other Bromic single door units
- Reversible hinge for flexible installation options
- Door lock to secure stock
- Adjustable 30mm feet and back rollers
- 3 adjustable shelves
- Stainless steel top and door frame
- Temperature range: +1°C to +10°C



Full  
Stainless  
Steel  
Exterior



### UBF0140SD-NR

1 YEAR  
Warranty  
LABOUR  
& PARTS

#### Underbench Storage Freezer 115L

Part No.	Capacity	Weight
3736256	115L	38kg
	External (mm)	Internal (mm)
Width	598	490
Depth	643	400
Height	824	680

- Easily stackable with other Bromic single door units
- Reversible hinge for flexible installation options
- Door lock to secure stock
- Adjustable 30mm feet and back rollers
- 3 baskets with static cooling inbetween
- Stainless steel top and door frame
- Temperature range: -24°C to -16°C



# Bar Chillers & Freezers

## Specification Reference Guide

Chiller

Freezer

Model	BB0120GD-NR	BB0200GD-NR	BB0330GD-NR	BB0200GDS-NR	BB0330GDS-NR
Part Number	3736070	3736071	3736073	3736072	3736074
Ext. Width (mm)*	555	865	1350	865	1350
Ext. Depth (mm)*	520	520	520	520	520
Ext. Height (mm)*	870	870	870	870	870
Capacity	118L	190L	307L	190L	307L
Temp. Range	+1 to +10°C	+1 to +10°C	+1 to +10°C	+1 to +10°C	+1 to +10°C
Max. Ambient Temp.	38°C	38°C	38°C	38°C	38°C
Refrigeration Power	182W	213W	408W	213W	408W
Current	0.95A	1.2A	2.1A	1.2A	2.1A
Gross Weight	58kg	72kg	90kg	72kg	90kg
Refrigerant	R600	R600	R600	R600	R600
Plug Supplied	1	1	1	1	1
Power Supply	10A	10A	10A	10A	10A
Features					
Chiller Case	✓	✓	✓	✓	✓
Freezer Case					
Main Light	LED	LED	LED	LED	LED
Number of Doors	1	2	3	2	3
Door Type	Hinged	Hinged	Hinged	Sliding	Sliding
Safety Glass	✓	✓	✓	✓	✓
Door Lock	✓	✓	✓	✓	✓
Temp. Controller	Digital	Digital	Digital	Digital	Digital
Feet / Castors	✓	✓	✓	✓	✓
No. of Shelves Incl. Base	3	3	3	3	3
Narrow-Gauge Shelving	✓	✓	✓	✓	✓
Colour	Black	Black	Black	Black	Black
Warranty					
Parts (Years)	1	1	1	1	1
Labour (Years)	1	1	1	1	1

\*Dimensions exclude lightbox & handle protrusions

# Bar Chillers & Freezers

Chiller

Freezer

## Specification Reference Guide

Model	UBC1360GD	UBC1795GD	UBC2230GD	UBC1360SD	UBC1795SD	UBC2230SD
Part Number	3735213	3735211	3735212	3735204	3735206	3735209
Ext. Width (mm)*	1360	1795	2230	1360	1795	2230
Ext. Depth (mm)*	700	700	700	700	700	700
Ext. Height (mm)*	850	850	850	850	850	850
Capacity	282L	417L	553L	282L	417L	553L
Temp. Range	+2 to +8°C	+2 to +8°C	+2 to +8°C	+2 to +8°C	+2 to +8°C	+2 to +8°C
Max. Ambient Temp.	32°C	32°C	32°C	38°C	38°C	38°C
Refrigeration Power	245W	245W	345W	245W	245W	345W
Current	2.2A	2.5A	2.8A	2.2A	2.5A	2.8A
Gross Weight	122kg	151kg	180kg	110kg	142kg	173kg
Refrigerant	R134a	R134a	R134a	R134a	R134a	R134a
Plug Supplied	1	1	1	1	1	1
Power Supply	10A	10A	10A	10A	10A	10A
Features						
Chiller Case	✓	✓	✓	✓	✓	✓
Freezer Case						
Main Light	LED	LED	LED			
Number of Doors	2	3	4	2	3	4
Door Type	Hinged	Hinged	Hinged	Hinged	Hinged	Hinged
Safety Glass	✓	✓	✓			
Door Lock						
Temp. Controller	Digital	Digital	Digital	Digital	Digital	Digital
Feet / Castors	✓	✓	✓	✓	✓	✓
No. of Shelves Incl. Base	3x2	3x3	3x4	3x2	3x3	3x4
Narrow-Gauge Shelving	✓	✓	✓	✓	✓	✓
Colour	Stainless Steel	Stainless Steel	Stainless Steel	Stainless Steel	Stainless Steel	Stainless Steel
Warranty						
Parts (Years)	2	2	2	2	2	2
Labour (Years)	2	2	2	2	2	2




\*Dimensions exclude lightbox & handle protrusions

# Bar Chillers & Freezers

## Specification Reference Guide

Chiller

Freezer

Model	UBF1360SD	UBF1795SD	UBF2230SD
			
Part Number	3736230	3736231	3736232
Ext. Width (mm)*	1360	1795	2230
Ext. Depth (mm)*	700	700	700
Ext. Height (mm)*	850	850	850
Capacity	282L	417L	553L
Temp. Range	-22 to -18°C	-22 to -18°C	-22 to -18°C
Max. Ambient Temp.	32°C	32°C	32°C
Refrigeration Power	774W	774W	774W
Current	3.8A	3.8A	3.8A
Gross Weight	109kg	140kg	155kg
Refrigerant	R404a	R404a	R404a
Plug Supplied	1	1	1
Power Supply	10A	10A	10A
Features			
Chiller Case			
Freezer Case	✓	✓	✓
Main Light			
Number of Doors	2	3	4
Door Type	Hinged	Hinged	Hinged
Safety Glass			
Door Lock			
Temp. Controller	Digital	Digital	Digital
Feet / Castors	✓	✓	✓
No. of Shelves Incl. Base	3 x 2	3 x 3	3 x 4
Narrow-Gauge Shelving	✓	✓	✓
Colour	Stainless Steel	Stainless Steel	Stainless Steel
Warranty			
Parts (Years)	2	2	2
Labour (Years)	2	2	2

\*Dimensions exclude lightbox & handle protrusions

These units are classified as storage cabinets and designed for holding foodstuffs which require some preparation or processing before sale



# Bar Chillers & Freezers

Chiller

Freezer

## Specification Reference Guide

Model	UBC0140GD-NR	UBC0140SD-NR	UBF0140SD-NR
Part Number	3736255	3736254	3736256
Ext. Width (mm)*	598	598	598
Ext. Depth (mm)*	635	643	643
Ext. Height (mm)*	824	824	824
Capacity	138L	138L	115L
Temp. Range	+1 to +10°C	+1 to +10°C	-24 to -16°C
Max. Ambient Temp.	32°C	32°C	32°C
Refrigeration Power	100W	100W	100W
Current	1.2A	1.2A	1.2A
Gross Weight	45kg	36kg	38kg
Refrigerant	R600a	R600a	R600a
Plug Supplied	1	1	1
Power Supply	10A	10A	10A
Features			
Chiller Case	✓	✓	
Freezer Case			✓
Main Light	LED		
Number of Doors	1	1	1
Door Type	Hinged (S/Steel)	Hinged (S/Steel)	Hinged (S/Steel)
Safety Glass	✓		
Door Lock	✓	✓	✓
Temp. Controller	Digital	Digital	Digital
Feet / Castors	✓	✓	✓
No. of Shelves Incl. Base	4	4	3 Baskets
Narrow-Gauge Shelving	✓	✓	
Colour	Stainless Steel	Stainless Steel	Stainless Steel
Warranty			
Parts (Years)	1	1	1
Labour (Years)	1	1	1

\*Dimensions exclude lightbox & handle protrusions

These units are classified as storage cabinets and designed for holding foodstuffs which require some preparation or processing before sale



**Bromic's European-built Chest Freezers offer reliable and efficient refrigeration, available with a number of lids to suit specific applications, such as display, storage or as an additional standalone work space.**

#### 45. Angled Glass Top Chest Freezer

Bromic's Angled Glass Top Chest Freezers prioritise product visibility by tilting its curved glass top towards customers.

These units feature easy-clean condensers to keep condensation on the lockable sliding glass doors to a minimum in even the harshest Australian conditions.



#### 46. Flat Glass Top Chest Freezer

Bromic's Flat Top Chest Freezers offer versatility in frozen storage and retail display across a wide capacity range (191L-670L).

Provided completely populated with PVC-coated storage baskets, these units feature easy-clean condensers to keep condensation on the lockable sliding glass doors to a minimum in even the harshest Australian conditions.



#### 47. Flat Stainless Steel Top Chest Freezer

Bromic's Flat Stainless Steel Top Chest Freezers are designed to provide a durable workspace and deep-freeze storage solution all-in-one.

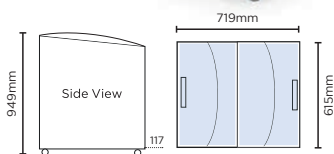
Suitable for storing fresh produce, such as meat or vegetables, for long periods at as low as -25°C, even when in ambient temperatures as high as 35°C. These units are perfect for maximising bench space while minimising wastage.



#### 48. Specification Reference Guide

# Chest Freezers

## Display Chest Freezers



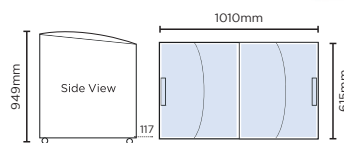
**CF0200ATCG**

### Angled Glass Top 176L Chest Freezer

Part No.	Capacity	Weight
3735301	176L	57kg

	External (mm)	Internal (mm)
Width	719	600
Depth	615	495
Height	949	708

- Smooth curved sliding glass lids in aluminium top frame with integrated lock
- Lockable front castors make movement and placement easy
- 2 display baskets included
- Temperature range: -22°C to -12°C



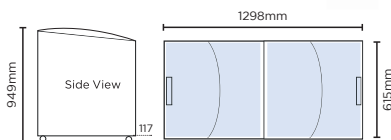
**CF0300ATCG**

### Angled Glass Top 264L Chest Freezer

Part No.	Capacity	Weight
3735302	264L	70kg

	External (mm)	Internal (mm)
Width	1010	890
Depth	615	495
Height	949	708

- Smooth curved sliding glass lids in aluminium top frame with integrated lock
- Lockable front castors make movement and placement easy
- 4 display baskets included
- Temperature range: -22°C to -12°C



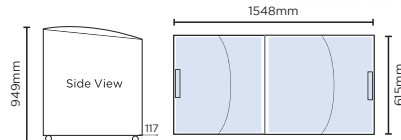
**CF0400ATCG**

### Angled Glass Top 352L Chest Freezer

Part No.	Capacity	Weight
3735303	352L	81kg

	External (mm)	Internal (mm)
Width	1298	1180
Depth	615	495
Height	949	708

- Smooth curved sliding glass lids in aluminium top frame with integrated lock
- Lockable front castors make movement and placement easy.
- 5 display baskets included
- Temperature range: -22°C to -12°C
- Capacity is 352L



**CF0500ATCG**

### Angled Glass Top 427L Chest Freezer

Part No.	Capacity	Weight
3736203	427L	96kg

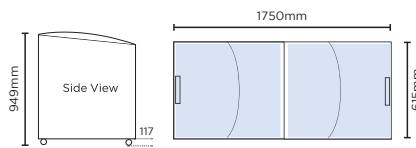
	External (mm)	Internal (mm)
Width	1548	1430
Depth	615	495
Height	949	708

- Smooth curved sliding glass lids in aluminium top frame with integrated lock
- Lockable front castors make movement and placement easy
- 6 display baskets included
- Temperature range: -22°C to -12°C



# Chest Freezers

## Display Chest Freezers



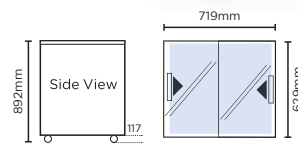
**CF0600ATCG**

### Angled Glass Top 555L Chest Freezer

Part No.	Capacity	Weight
3736204	555L	114kg
	External (mm)	Internal (mm)
Width	1750	1751
Depth	615	495
Height	949	708

- Smooth curved sliding glass lids in aluminium top frame with integrated lock
- Lockable front castors make movement and placement easy
- 6 display baskets included
- Temperature range: -22°C to -12°C

**2 YEAR  
Warranty**  
LABOUR  
& PARTS



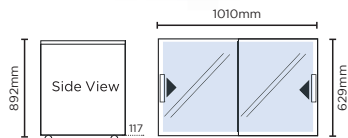
**CF0200FTFG**

### Flat Glass Top 191L Chest Freezer

Part No.	Capacity	Weight
3735308	191L	58kg
	External (mm)	Internal (mm)
Width	719	600
Depth	629	510
Height	892	663

- Smooth sliding glass lids in aluminium top frame with integrated lock
- Lockable front castors make movement and placement easy
- 2 display baskets included
- Temperature range: -22°C to -12°C

**2 YEAR  
Warranty**  
LABOUR  
& PARTS



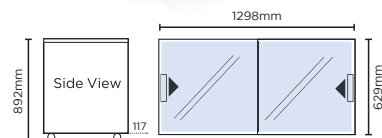
**CF0300FTFG**

### Flat Glass Top 296L Chest Freezer

Part No.	Capacity	Weight
3735309	296L	70kg
	External (mm)	Internal (mm)
Width	1010	890
Depth	629	510
Height	892	663

- Smooth sliding glass lids in aluminium top frame with integrated lock
- Lockable front castors make movement and placement easy.
- 4 display baskets included
- Temperature range: -22°C to -12°C

**2 YEAR  
Warranty**  
LABOUR  
& PARTS



**CF0400FTFG**

### Flat Glass Top 401L Chest Freezer

Part No.	Capacity	Weight
3735310	401L	80kg
	External (mm)	Internal (mm)
Width	1298	1180
Depth	629	510
Height	892	663

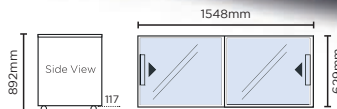
- Smooth sliding glass lids on aluminium top frame with integrated lock
- Lockable front castors make movement and placement easy
- 5 display baskets included
- Temperature range: -22°C to -12°C

**2 YEAR  
Warranty**  
LABOUR  
& PARTS



# Chest Freezers

## Display & Storage Chest Freezers



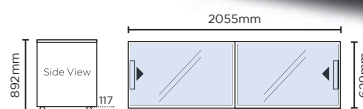
**CF0500FTFG**

### Flat Glass Top 491L Chest Freezer

Part No.	Capacity	Weight
3735304	491L	101kg
	External (mm)	Internal (mm)
Width	1548	1430
Depth	629	510
Height	892	663

- Smooth sliding glass lids on aluminium top frame with integrated lock
- Lockable front castors make movement and placement easy
- 6 display baskets included
- Temperature range: -22°C to -12°C

**2 YEAR  
Warranty**  
LABOUR  
& PARTS



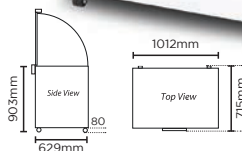
**CF0700FTFG**

### Flat Glass Top 670L Chest Freezer

Part No.	Capacity	Weight
3735305	670L	120kg
	External (mm)	Internal (mm)
Width	2055	1930
Depth	629	510
Height	892	663

- Smooth sliding glass lids on aluminium top frame with integrated lock
- Lockable front castors make movement and placement easy
- 8 display baskets included
- Temperature range: -22°C to -12°C

**2 YEAR  
Warranty**  
LABOUR  
& PARTS



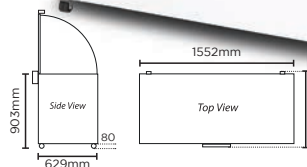
**CF0300FTSS**

### Flat Top Stainless Steel 296L Chest Freezer

Part No.	Capacity	Weight
3735312	296L	65kg
	External (mm)	Internal (mm)
Width	1012	890
Depth	715	510
Height	903	682

- Ideal deep-freeze storage solution
- Easy-lift, 80mm dual-hinged stainless steel lids with integrated lock
- Lockable front castors make movement and placement easy
- 1 storage basket included
- Temperature range: -25°C to -15°C

**2 YEAR  
Warranty**  
LABOUR  
& PARTS



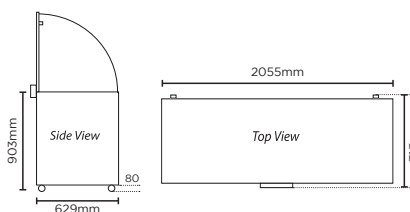
**CF0500FTSS**

### Flat Top Stainless Steel 492L Chest Freezer

Part No.	Capacity	Weight
3735307	492L	94kg
	External (mm)	Internal (mm)
Width	1552	1430
Depth	715	510
Height	903	682

- Ideal deep-freeze storage solution
- Easy-lift, 80mm dual-hinged stainless steel lids with integrated lock
- Lockable front castors make movement and placement easy.
- 2 storage baskets included
- Temperature range: -25°C to -15°C

**2 YEAR  
Warranty**  
LABOUR  
& PARTS



**CF0700FTSS**

### Flat Top Stainless Steel 675L Chest Freezer





Part No.	Capacity	Weight
3735306	675L	119kg
	External (mm)	Internal (mm)
Width	2055	1935
Depth	715	510
Height	903	682

- Ideal deep-freeze storage solution
- Easy-lift, 80mm dual-hinged stainless steel lids with integrated lock
- Lockable front castors make movement and placement easy
- 3 storage baskets included
- Temperature range: -25°C to -15°C

**2 YEAR  
Warranty**  
LABOUR  
& PARTS

# Chest Freezers

## Specification Reference Guide

Model	CF0200ATCG 	CF0300ATCG 	CF0400ATCG 	CF0500ATCG 
Part Number	3735301	3735302	3735303	3736203
Ext. Width (mm)*	719	1010	1298	1548
Ext. Depth (mm)*	615	615	615	615
Ext. Height (mm)*	949	949	949	949
Capacity	176L	264L	352L	427L
Temp. Range	-22 to -12°C	-22 to -12°C	-22 to -12°C	-22 to -12°C
Max. Ambient Temp.	35°C	35°C	35°C	35°C
Refrigeration Power	190W	220W	300W	400W
Current	1.5A	1.9A	2.3A	2.6A
Gross Weight	57kg	70kg	81kg	96kg
Refrigerant	R404a	R404a	R404a	R404a
Plug Supplied	1	1	1	1
Power Supply	10A	10A	10A	10A
<b>Features</b>				
Main Light				
No. of Lids	2	2	2	2
Lid Type	Slide	Slide	Slide	Slide
Lid Shape	Curved	Curved	Curved	Curved
Safety Glass Lid	✓	✓	✓	✓
Stainless Steel Lid				
Door Lock	✓	✓	✓	✓
Temp. Display	Digital	Digital	Digital	Digital
Lockable Front Castors	✓	✓	✓	✓
No. of Baskets	2	4	5	6
Colour	White	White	White	White
<b>Warranty</b>				
Parts (Years)	2	2	2	2
Labour (Years)	2	2	2	2

\*Dimensions exclude handle protrusions





# Chest Freezers


## Display & Storage Chest Freezers

Model	CF0600ATCG	CF0200FTFG	CF0300FTFG	CF0400FTFG	CF0500FTFG
Part Number	3736204	3735308	3735309	3735310	3735304
Ext. Width (mm)*	1750	719	1010	1298	1548
Ext. Depth (mm)*	615	629	629	629	629
Ext. Height (mm)*	949	892	892	892	892
Capacity	555L	191L	296L	401L	491L
Temp. Range	-22 to -12°C	-22 to -12°C	-22 to -12°C	-22 to -12°C	-22 to -12°C
Max. Ambient Temp.	35°C	35°C	35°C	35°C	35°C
Refrigeration Power	420W	190W	220W	300W	400W
Current	2.75A	1.5A	1.9A	2.3A	2.6A
Gross Weight	114kg	58kg	70kg	80kg	101kg
Refrigerant	R404a	R404a	R404a	R404a	R404a
Plug Supplied	1	1	1	1	1
Power Supply	10A	10A	10A	10A	10A
Features					
Main Light					
No. of Lids	2	2	2	2	2
Lid Type	Slide	Slide	Slide	Slide	Slide
Lid Shape	Curved	Flat	Flat	Flat	Flat
Safety Glass Lid	✓	✓	✓	✓	✓
Stainless Steel Lid					
Door Lock	✓	✓	✓	✓	✓
Temp. Display	Digital	Digital	Digital	Digital	Digital
Lockable Front Castors	✓	✓	✓	✓	✓
No. of Baskets	6	2	4	5	6
Colour	White	White	White	White	White
Warranty					
Parts (Years)	2	2	2	2	2
Labour (Years)	2	2	2	2	2

# Chest Freezers

## Specification Reference Guide

Model	CF0700FTFG	CF0300FTSS	CF0500FTSS	CF0700FTSS
				
Part Number	3735305	3735312	3735307	3735306
Ext. Width (mm)*	2055	1012	1552	2055
Ext. Depth (mm)*	629	715	715	715
Ext. Height (mm)*	892	903	903	903
Capacity	670L	296L	492L	675L
Temp. Range	-22 to -12°C	-25 to -15°C	-25 to -15°C	-25 to -15°C
Max. Ambient Temp.	35°C	35°C	35°C	35°C
Refrigeration Power	440W	175W	400W	425W
Current	2.9A	1.2A	2.6A	2.9A
Gross Weight	120kg	65kg	94kg	119kg
Refrigerant	R404a	R404a	R404a	R404a
Plug Supplied	1	1	1	1
Power Supply	10A	10A	10A	10A
<b>Features</b>				
Main Light		✓	✓	
No. of Lids	2	1	1	1
Lid Type	Slide	Hinged	Hinged	Hinged
Lid Shape	Flat	Flat	Flat	Flat
Safety Glass Lid	✓			
Stainless Steel Lid		✓	✓	✓
Door Lock	✓	✓	✓	✓
Temp. Display	Digital	Digital	Digital	Digital
Lockable Front Castors	✓	✓	✓	✓
No. of Baskets	8	1	2	3
Colour	White	White	White	White
<b>Warranty</b>				
Parts (Years)	2	2	2	2
Labour (Years)	2	2	2	2



Plastic bumpers provide protection from accidental damage

Curved corners to maximise visual appeal from all angles

Curved glass front increases product visibility

Fully populated with durable, PVC-coated storage baskets and bases

Built-in door rollers ensure continuous, non-stick sliding

Semi-automatic defrost with heated internal walls and hot gas evaporation allows continuous operation

High-impact lighting for perfect product presentation

Plug-in design offers flexible unit placement and simplifies installation

Corrosion-resistant construction provides longevity

Digital temperature control allows precise temperature maintenance

Roll-bond condenser for simplified cleaning and reduced heat emission





**IARP's IRENE Island Freezers provide the perfect plug-in frozen display solution, creating seamless island displays that emit minimal heat and feature semi-automatic defrost functionality.**

### 53. Irene ECO Supermarket Freezer

Bromic's Irene ECO Supermarket Freezers have been researched and developed in-house in conjunction with internationally-acclaimed manufacturer IARP to create the perfect standalone frozen display solution.

Eliminating prior planning approval and expensive installation, these exceptionally-built self-contained units combine to create impressive island or wall displays that are simply powered through common 10A plugs.



### Optional Extras

#### Bromic Irene ECO Panel Kit

Bromic's Irene ECO Panel Kits enable seamless connection of multiple units to create a single island display, filling gaps at the top (35160130003) and sides (35160130001) while retaining necessary airflow.

### 54. Specification Reference Guide

## PROFESSIONAL RANGE

#### Island Configuration:

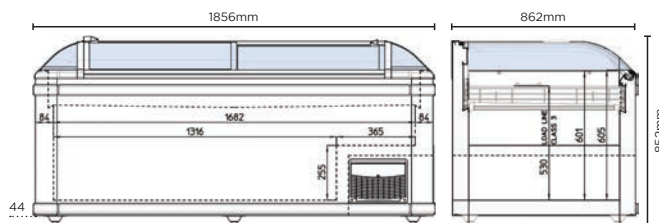


Accessories	TOP PANEL KIT EXT 250 IRENE	SIDE PANEL KIT
Part Number	35160130003	35160130001
Description	Flat top panel 250 mm kit Extension 400mm (2 x Panel Supports + 1 x Top Panel) for IRENE ECO 250	Flat Side panel for IRENE ECO 250

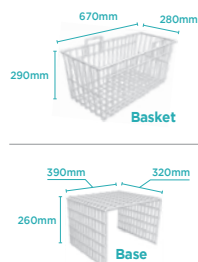
# Island Freezers



## PROFESSIONAL RANGE



### Base & Basket Layout



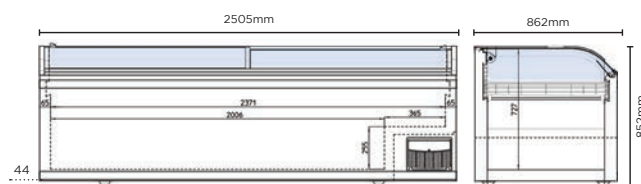
### IRENE ECO 185

#### Irene ECO 1856mm Island Freezer End Cabinet

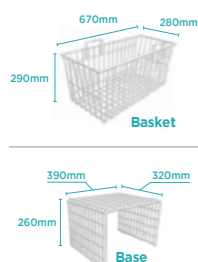
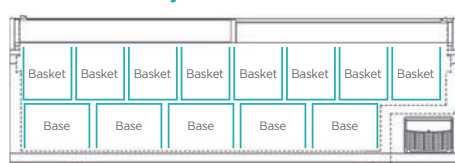
Part No.	Capacity	Weight
3735319	805/525L	161kg

	External (mm)	Internal (mm)
Width	1856	1682
Depth	862	702
Height	852	753

- Curved double-glazed lid offers exceptional product visibility for children and adults alike
- Roll-bond condenser simplifies cleaning, reduces heat emission and saves space
- Temperature range: -25°C to -18°C



### Base & Basket Layout



### IRENE ECO 250

#### Irene ECO 2505mm Island Freezer

Part No.	Capacity	Weight
3735317	1155/815L	202kg

	External (mm)	Internal (mm)
Width	2505	2371
Depth	862	702
Height	852	753

- Curved double-glazed lid offers exceptional product visibility for children and adults alike
- Roll-bond condenser simplifies cleaning, reduces heat emission and saves space
- Temperature range: -25°C to -18°C



# Island Freezers

## Specification Reference Guide

Model	IRENE ECO 185 ISLE END CABINET	IRENE ECO 250
Part Number	3735319	3735317
Ext. Width (mm)*	1856	2505
Ext. Depth (mm)*	862	862
Ext. Height (mm)*	852	852
Capacity	805 / 525L	1155 / 815L
Temp. Range	-25 to -18°C	-25 to -18°C
Max. Ambient Temp.	25°C	25°C
Refrigeration Power	780W	740W
Current	3.5A	3.5A
Gross Weight	161kg	202kg
Refrigerant	R290	R290
Plugs Supplied	2	2
Power Supply	10A	10A
Features		
Total Display Area	1.3 m <sup>2</sup>	1.7 m <sup>2</sup>
Main Light	Fluorescent	Fluorescent
Number of Lids	2	2
Lid Type	Slide	Slide
Lid Shape	Curved	Curved
Glazed Safety Glass	✓	✓
Digital Temp. Controller	✓	✓
Feet	✓	✓
No. of Baskets Incl.	6	8
No. of Bases Incl.	3	5
Defrosting System	Semi-Automatic	Semi-Automatic
Roll-Bond Condensor	✓	✓
Colour	White	White
Warranty		
Parts (Years)	1	1
Labour (Years)	1	1

Bromic does not warrant that Island Freezer units will work in areas where the Maximum Ambient Temperature & Relative Humidity are higher than 25°C / Max. humidity 60%. Warranty will be voided if unit is used outside these requirements. Units are required to be working in Airconditioned environments only.

\*Dimensions exclude handle protrusions. Ventilation strips are recommended when positioning multiple units. We recommend you contact Bromic when considering multiple unit configurations to achieve optimum efficiency in positioning and configuration.

Toughened glass canopy offers greater visibility while maintaining hygiene

Electronic controller maintains correct temperature

Modular profile allows for single row of 5L tubs or double rows of 2.5L tubs (excluding GD0007S)

High-impact LED lighting for perfect product presentation (excluding GD0007S)

Automatic defrost with hot gas evaporation eliminates downtime (excluding GD0007S)



Castors make movement & placement easy

Additional internal storage for seamless tub interchange during service (excluding GD0007S)

Maintenance free, spiral type condensor for convenience (excluding GD0007S)



**Bromic's Gelato Display range presents a number of premium standalone storage and display solutions that are perfect for preserving frozen treats at their ideal serving and storage temperatures.**

#### 57. Chest Freezer Display

Bromic's Chest Freezer Gelato Display offers an entry-level unit with the versatility to operate as a chest freezer when not tempting customers with frozen treats.

Featuring a sliding glass lid, curved canopy and distinctive styling, this unit excels in attention-grabbing, front-of-house display.



#### 57. Delight Gelato Display

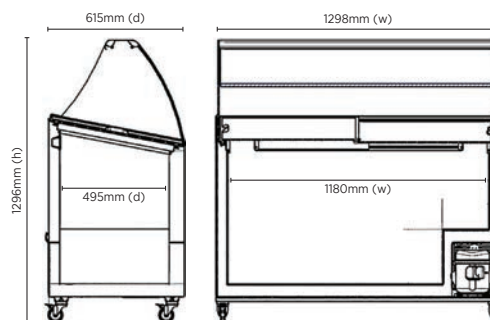
Bromic's Delight Gelato Displays have been developed in conjunction with internationally-acclaimed manufacturer IARP to offer the ultimate standalone gelato display and storage solution.

With the ability to deep freeze gelato in storage before bringing them up to serving temperature on display, the Delight range can be relied upon to perfectly preserve a range of frozen treats while presenting them proudly.



#### 58. Specification Reference Guide

# Gelato Displays



**GD0007S**



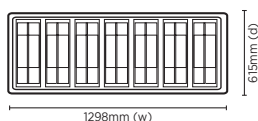
## Chest Freezer Gelato Display

**Part No.** 3735262 **Capacity** 352L **Weight** 81kg

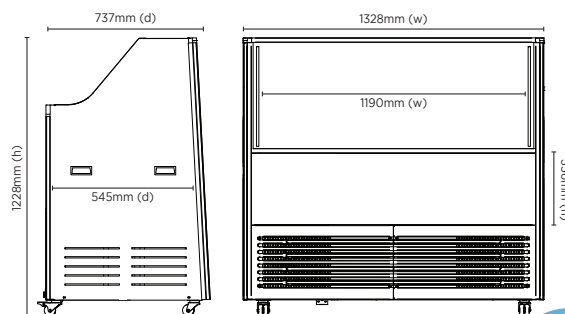
	External (mm)	Internal (mm)
<b>Width</b>	1298	1180
<b>Depth</b>	615	495
<b>Height</b>	1296	708

- Tilted display with curved canopy offers great visibility while maintaining hygiene
- Sliding lid minimises energy consumption and keeps contents cool on display
- Included internal frame to accommodate baskets
- Temperature range: -22°C to -12°C
- Includes 7 plastic 5L tubs

**Tub Support Framework**



**NEW**



**DELIGHT7**



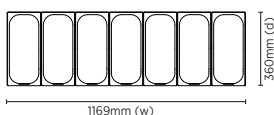
## Delight Gelato Display - 7 Tub<sup>1</sup>

**Part No.** 3736227 **Capacity** 130L+93L **Weight** 134kg

	External (mm)	Internal (mm)
<b>Width</b>	1328	1190
<b>Depth</b>	737	545
<b>Height</b>	1229	356

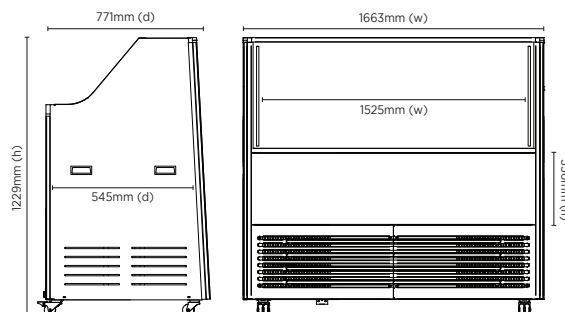
- Lower front glass for better ice-cream visibility with LED lighting for improved merchandising appeal
- Modular profiles allow for single row of 5L tubs or double rows of 2.5L tubs - please note tubs are not included
- Spiral type, maintenance free condenser
- Temperature range: -15°C to -18°C

**Tub Support Framework**



<sup>1</sup>5L gelato tubs not supplied

**NEW**



**DELIGHT13**



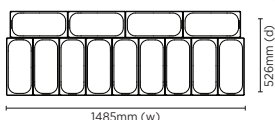
## Delight Gelato Display - 13 Tub<sup>1</sup>

**Part No.** 3736228 **Capacity** 195L+148L **Weight** 184kg

	External (mm)	Internal (mm)
<b>Width</b>	1663	1525
<b>Depth</b>	771	545
<b>Height</b>	1229	356

- Lower front glass for better ice-cream visibility with LED lighting for improved merchandising appeal
- Modular profiles allow for single row of 5L tubs or double rows of 2.5L tubs - please note tubs are not included
- Spiral type, maintenance free condenser
- Temperature range: -15°C to -18°C

**Tub Support Framework**



<sup>1</sup>5L gelato tubs not supplied



Model	GD0007S	DELIGHT7	DELIGHT13
Part Number	3735262	3736227	3736228
Ext. Width (mm)*	1298	1328	1663
Ext. Depth (mm)*	615	737	771
Ext. Height (mm)*	1296	1229	1229
Capacity	352L	130L + (93L storage)	195L + (148L storage)
Temp. Range	-22 to -12°C	-15°C to -18°C	-15°C to -18°C
Max. Ambient Temp.	35°C	35°C	35°C
Refrigeration Power	300W	N/A	N/A
Current	2.3A	3.6A	3.6A
Gross Weight	81kg	134kg	184kg
Refrigerant	R404a	R290	R290
Plug Supplied	1	1	1
Power Supply	10A	10A	10A
Features			
Main Light	Fluorescent	LED	LED
Number of Lids	2	1	1
Lid Type	Sliding	Plexy	Plexy
Safety Glass Lid	✓	✓	✓
Canopy	✓	✓	✓
Door Lock	✓		
No. of Baskets Incl.	3 (wire frame support tubs)		
No. of Tubs	7 Included (Plastic Tubs)	7 (Tubs not supplied)	13 (Tubs not supplied)
Automatic Defrosting System		✓	✓
No. of Tubs in Storage	7	12	14
Castors	✓	✓	✓
Colour	White	White with blue trim	White with blue trim
Warranty			
Parts (Years)	1	1	1
Labour (Years)	1	1	1

\*Dimensions exclude handle protrusions

Built-in product stops  
facilitate angled  
product display

Retractable night  
blind reduces off-peak  
energy consumption

Illuminated decal  
lightbox increases  
brand presence

Transparent side  
glass extends  
product visibility

Adjustable  
shelving for  
flexibility  
in display  
configuration

High-impact,  
full-height LED  
lighting for  
perfect product  
presentation

Invisible air  
curtain maintains  
temperature and  
enables open  
access to products

Plastic bumpers  
provide protection  
from accidental  
damage

Plug-in design  
offers flexible unit  
placement and  
simplifies installation

Corrosion-resistant  
construction ensures  
longevity

Superior temperature  
tolerance allows display  
of delicate produce

Castors for easy  
placement &  
movement



**IARP's Open Display range offers powerful performance in a plug-in package, creating attractive open displays with exceptionally accurate temperature control.**

#### **61. Vision ECO Displays**

Bromic's Vision ECO Open Displays have been developed in conjunction with internationally-acclaimed manufacturer IARP to offer plug-in solutions that simplify the installation of self-service refrigerated retail aisles.

Accurate temperature controls allow this unit to display delicate produce despite its open front while plug-in operation eliminates prior planning approval and expensive installation.



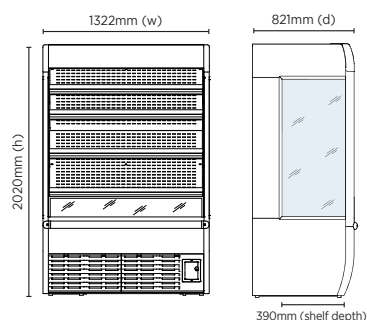
#### **62. Specification Reference Guide**

**PROFESSIONAL RANGE**

**OPEN DISPLAYS**

# Open Displays

## PROFESSIONAL RANGE



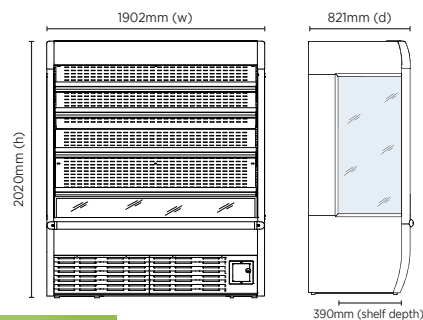
### VISION1200

#### Vision ECO 1330L LED Open Display

Part No.	Capacity	Weight
3335274	1330L	266kg

External (mm)	
Width	1322
Depth	821
Height	2020

- Invisible air curtain maintains temperature
- Built-in shelf stops minimise setup costs and stock wastage
- Included night blind reduces energy consumption during off-peak periods
- Adjustable tilt shelving
- Temperature range: 0 to +10°C



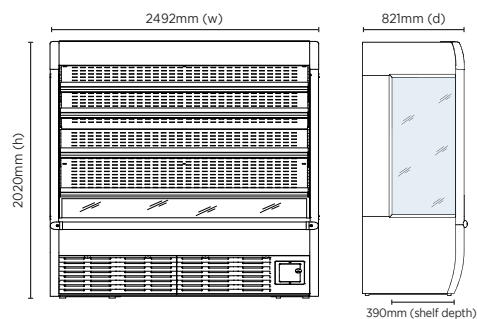
### VISION1800

#### Vision ECO 1913L LED Open Display

Part No.	Capacity	Weight
3335276	1913L	310kg

External (mm)	
Width	1902
Depth	821
Height	2020

- Invisible air curtain maintains temperature
- Built-in shelf stops minimise setup costs and stock wastage
- Included night blind reduces energy consumption during off-peak periods
- Adjustable tilt shelving
- Temperature range: 0 to +10°C



### VISION2400

#### Vision ECO 2555L LED Open Display

Part No.	Capacity	Weight
3335277	2555L	443kg

External (mm)	
Width	2492
Depth	821
Height	2020

- Invisible air curtain maintains temperature
- Built-in shelf stops to minimise setup cost and stock wastage
- Included night blind reduces energy consumption during off-peak periods
- Adjustable tilt shelving
- Temperature range: 0 to +10°C



Model	VISION1200	VISION1800	VISION2400
Part Number	3335274	3335276	3335277
Ext. Width (mm)*	1322	1902	2492
Ext. Depth (mm)*	821	821	821
Ext. Height (mm)*	2020	2020	2020
Capacity	1330L	1913L	2555L
Temp. Range	0 to +10°C	0 to +10°C	0 to +10°C
Max. Ambient Temp.	25°C	25°C	25°C
Refrigeration Power	2300W	2650W	3500W
Current	9.6A	13.6A	16.5A
Gross Weight	266kg	310kg	443kg
Refrigerant	R507A	R507A	R507A
Plugs Supplied	1	1	1
Power Supply	10A	15A	20A
<b>Features</b>			
Display Light Box	✓	✓	✓
Main Light	LED	LED	LED
Air Curtain	✓	✓	✓
Analogue Temp. Controller	✓	✓	✓
Feet/Castors	✓	✓	✓
No. of Shelves Incl. Base	5	5	5
Shelf Stops Incl.	✓	✓	✓
Night Blind	✓	✓	✓
Colour	White	White	White
<b>Warranty</b>			
Parts (Years)	1	1	1
Labour (Years)	1	1	1





**Bromic's Food Prep counters help improve kitchen efficiency, providing a practical food preparation space with quick access to your fresh ingredients. Ideal for Sandwich, Juice or Pizza Prep, these counters are Australian Food Safety compliant with dual-airflow channels to**

#### 65. Food Prep

The Food Prep counters are Australian Food Safety compliant with dual airflow channels to ensure consistent and even temperature in food pans.

Featuring a 480mm removable cutting board and enclosed well under pans to stop food from spilling into cabinets.



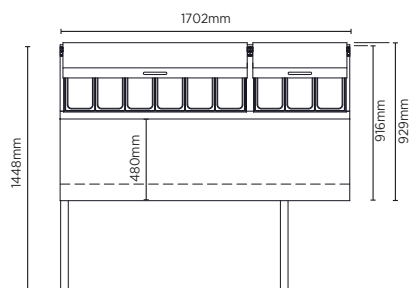
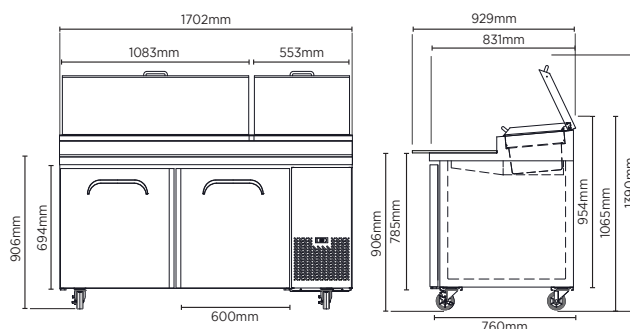
#### 66. Specification Reference Guide

**PROFESSIONAL RANGE**

**FOOD PREP COUNTERS**

# Food Prep Counters

## PROFESSIONAL RANGE



### PP1700

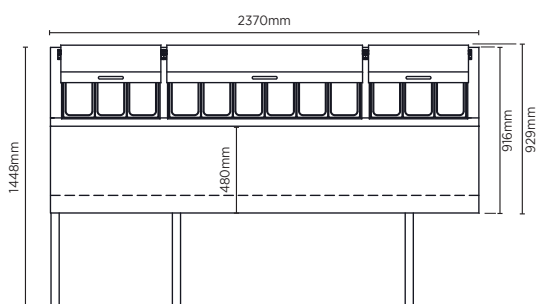
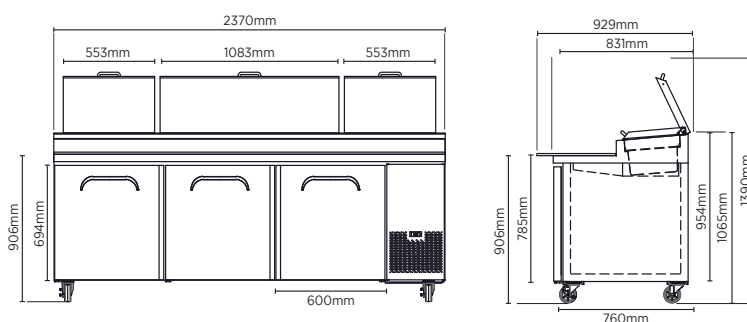
**2 YEAR**  
Warranty  
LABOUR  
& PARTS

#### Two Door Food Prep Counter (9 Pans)

Part No.	Capacity	Weight
3735801	572L	165kg

	Ext (mm)	Int (mm)
Width	1702	1260
Depth	929	670
Height	1065	590

- Hinged removable insulated lids with option to lock in open position
- Australian Food Safety compliant with dual airflow channels to ensure consistent and even temperature in food pans
- Chilled, fan assisted, blown air over & under food pan & wells
- 9 x removable 1/3" pans & rails
- Temperature range: 0°C to 5°C



### PP2370

**2 YEAR**  
Warranty  
LABOUR  
& PARTS

#### Three Door Food Prep Counter (12 Pans)

Part No.	Capacity	Weight
3735802	873L	207kg

	Ext (mm)	Int (mm)
Width	2370	1930
Depth	929	670
Height	1065	590


- Hinged removable insulated lids with option to lock in open position
- Australian Food Safety compliant with dual airflow channels to ensure consistent and even temperature in food pans
- Chilled, fan assisted, blown air over & under food pan & wells
- 12 x removable 1/3" pans & rails
- Temperature range: 0°C to 5°C

# Food Prep Counters

## Specification Reference Guide

Model	PP1700	PP2370
Part Number	3735801	3735802
Ext. Width (mm)*	1702	2370
Ext. Depth (mm)*	929	929
Ext. Height (mm)*	1065	1065
Capacity	572L	873L
Temp. Range	0°C to +5°C	0°C to +5°C
Max. Ambient Temp.	43°C	43°C
Refrigerant	R134a	R404a
Gross Weight	165kg	207kg
Current	3.4A	4.0A
Plug Supplied	1	1
Power Supply	10A	10A
<b>Features</b>		
Number of Pans	9	12
Tub Dimensions	(GN 1/3") W176mm x D324mm	(GN 1/3") W176mm x D324mm
Removable Cutting Board	✓	✓
Number of Doors	2	3
Door Type	Solid (Flat)	Solid (Flat)
Self-Closing Doors	✓	✓
Digital Temp. Controller	✓	✓
Lockable Castors	✓	✓
Number of Adjustable Shelves	4	6
Shelf Dimensions	W600mm x D643mm	2x W605mm x D643mm ; 4x W660mm x D643mm
Air Circulation	Forced Air	Forced Air
Colour	Stainless Steel	Stainless Steel
<b>Warranty</b>		
Parts (Years)	2	2
Labour (Years)	2	2

\*Dimensions exclude any protrusions



## Bromic's Professional Delicatessen Display range represents the pinnacle of plug-in serve-over displays, offering the ability to join purpose-built sections to create a seamless self-contained service area.

### 69. Square Glass Delicatessen Display

Bromic's Square Glass Delicatessen Displays ensure quality of product with food safe refrigeration, both in display and storage.

Available in a range of lengths, these plug-in units are both flexible and mobile for multiplexing or standalone applications. Featuring premium specifications, such as hydraulic lift-up front glass and rear refrigerated storage.



### 70. Curved Glass Delicatessen Display

Bromic's Curved Glass Delicatessen Displays ensure quality of product with food safe refrigeration, both in display and storage.

Available in a range of lengths, these plug-in units are both flexible and mobile for multiplexing or standalone applications. Featuring premium specifications, such as hydraulic lift-up front glass and rear refrigerated storage.



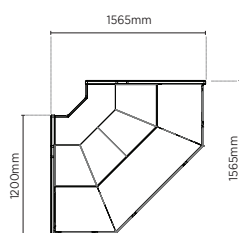
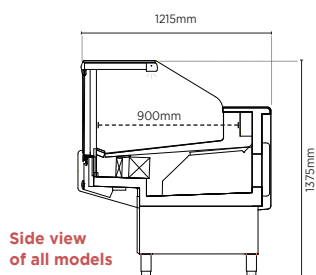
### 71. Specification Reference Guide

## PROFESSIONAL RANGE

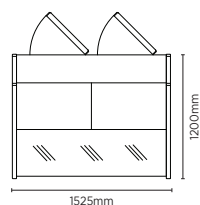
# DELICATESSEN DISPLAYS

# Square Delicatessen Displays

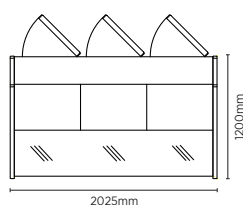
PROFESSIONAL RANGE



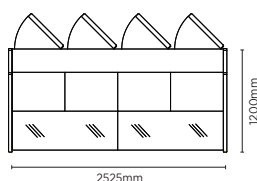
DD0090SG



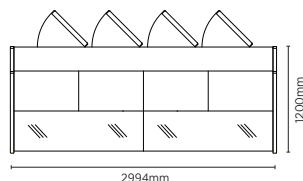
DD0150SG



DD0200SG



DD0250SG



DD0300SG



## Square Glass Delicatessen Display

- Ensure quality of product with food safe refrigeration, both on display and storage
- Flexible and mobile design allows multiplexing or standalone applications
- Easy cleaning and maintenance with removable bays and front panels
- Plug and play functionality using 10amp power

### DD0150SG

Part No.	Display Area
3335611	1.41 m <sup>2</sup>

	Ext (mm)	Weight
Width	1525	209kg
Depth	1215	
Height	1375	

### DD0200SG

Part No.	Display Area
3335610	1.88 m <sup>2</sup>

	Ext (mm)	Weight
Width	2025	235kg
Depth	1215	
Height	1375	

### DD0250SG

Part No.	Display Area
3335612	2.34 m <sup>2</sup>

	Ext (mm)	Weight
Width	2525	270kg
Depth	1215	
Height	1375	

### DD0300SG

Part No.	Display Area
3335613	2.78 m <sup>2</sup>

	Ext (mm)	Weight
Width	2995	373kg
Depth	1215	
Height	1375	

### DD0090SG

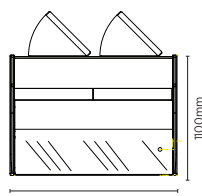
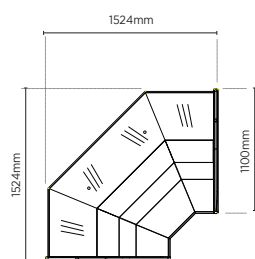
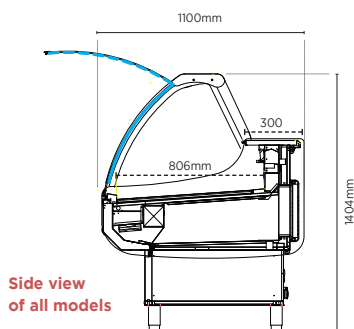
Part No.	Display Area
3335614	1.04 m <sup>2</sup>

	Ext (mm)	Weight
Width	1565	286kg
Depth	1565	
Height	1375	

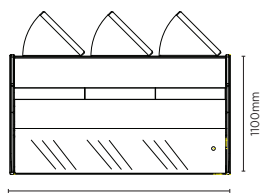


# Curved Delicatessen Displays

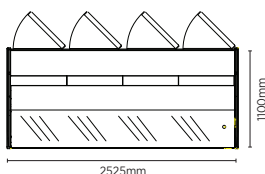
PROFESSIONAL RANGE



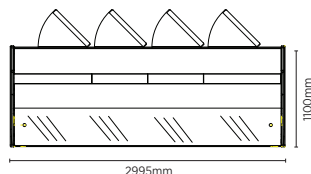
DD0150CG



DD0200CG



DD0250CG



DD0300CG



## Curved Glass Delicatessen Display

- Ensure quality of product with food safe refrigeration, both on display and storage
- Flexible and mobile design allows multiplexing or standalone applications
- Easy cleaning and maintenance with removable bays and front panels
- Plug and play functionality using 10amp power

### DD0150CG

Part No.	Display Area
3335615	1.17 m <sup>2</sup>

	Ext (mm)	Weight
Width	1525	187kg
Depth	1100	
Height	1404	

### DD0200CG

Part No.	Display Area
3335616	1.58 m <sup>2</sup>

	Ext (mm)	Weight
Width	2025	210kg
Depth	1100	
Height	1404	

### DD0250CG

Part No.	Display Area
3335617	1.99 m <sup>2</sup>

	Ext (mm)	Weight
Width	2525	241kg
Depth	1100	
Height	1404	

### DD0300CG

Part No.	Display Area
3335618	2.37 m <sup>2</sup>

	Ext (mm)	Weight
Width	2995	333kg
Depth	1100	
Height	1404	

### DD0090CG

Part No.	Display Area
3335619	1.30 m <sup>2</sup>

	Ext (mm)	Weight
Width	1524	286 kg
Depth	1524	
Height	1404	

# Delicatessen Displays

## Specification Reference Guide

Model	DD0150SG	DD0200SG	DD0250SG	DD0300SG	DD0090SG	DD0150CG	DD0200CG	DD0250CG	DD0300CG	DD0090CG
Part Number	3335611	3335610	3335612	3335613	3335614	3335615	3335616	3335617	3335618	3335619
Ext. Width (mm)*	1525	2025	2525	2995	1565	1525	2025	2525	2995	1524
Ext. Depth (mm)*	1215	1215	1215	1215	1565	1100	1100	1100	1100	1524
Ext. Height (mm)*	1375	1375	1375	1375	1375	1404	1404	1404	1404	1404
Internal Tray Width*	815mm	815mm	815mm	815mm	815mm	815mm	815mm	815mm	815mm	815mm
Temp. Range	0°C to 5°C	0°C to 5°C	0°C to 5°C	0°C to 5°C	0°C to 5°C	0°C to 5°C	0°C to 5°C	0°C to 5°C	0°C to 5°C	0°C to 5°C
Max. Ambient Temp.	32°C	32°C	32°C	32°C	32°C	32°C	32°C	32°C	32°C	32°C
Refrigeration Power	1315W	1497W	2617W	2617W	1315W	1096W	1315W	1497W	1497W	1096W
Gross Weight	209kg	235kg	270kg	373kg	286kg	187kg	210kg	241kg	333kg	286kg
Refrigerant	R404a	R404a	R404a	R404a	R404a	R404a	R404a	R404a	R404a	R404a
Plug Supplied	1	1	2	2	1	1	1	2	2	1
Power Supply	10A	10A	10A	10A	10A	10A	10A	10A	10A	10A
Features										
Total Display Area	1.41 m <sup>2</sup>	1.88 m <sup>2</sup>	2.34 m <sup>2</sup>	2.78 m <sup>2</sup>	1.04 m <sup>2</sup>	1.17 m <sup>2</sup>	1.58 m <sup>2</sup>	1.99 m <sup>2</sup>	2.37 m <sup>2</sup>	1.30 m <sup>2</sup>
Main Light	LED	LED	LED	LED	LED	LED	LED	LED	LED	LED
Storage Door Types	2 Rear Hinged	3 Rear Hinged	4 Rear Hinged	4 Rear Hinged		2 Rear Hinged	3 Rear Hinged	4 Rear Hinged	4 Rear Hinged	
Hydraulic Lift Up System	✓	✓	✓	✓	✓	✓	✓	✓	✓	✓
Digital Temp. Controller	✓	✓	✓	✓	✓	✓	✓	✓	✓	✓
Feet and Castors	✓	✓	✓	✓	✓	✓	✓	✓	✓	✓
Rear Storage	✓	✓	✓	✓	✓	✓	✓	✓	✓	✓
Colour	Silver	Silver	Silver	Silver	Silver	Silver	Silver	Silver	Silver	Silver
Warranty										
Parts (Years)	1	1	1	1	1	1	1	1	1	1
Labour (Years)	1	1	1	1	1	1	1	1	1	1

\*Dimensions exclude protrusions, Height includes castors and feet, Units exclude Gastronorm Pans and cross bars, before installing any of these units, Site assembly required

# Delicatessen Displays



“Bromic delicatessen displays will let your customers view your stock easily while keeping it cool and fresh.”



Corrosion-resistant construction ensures longevity

2-shelves + base and 3-shelves + base maximises product display area

Removable shelf inserts for easy cleaning

Sliding rear door minimises temperature loss

Toughened safety glass creates a durable display & service surface

High-impact LED lighting on each shelf maximises product visibility & captures attention (cold & ambient)



Castors make movement, placement & cleaning easy

Stainless steel body for improved quality & durability

Soft-cool refrigeration maximises freshness

Adjustable shelving for flexibility in display configuration

Invisible heat elements & an internal air curtain eliminates condensation

**Bromic's Food Display range offers stylish, purpose built solutions for showcasing your fresh products. Choose from our Hot, Cold and Ambient units, with matching profiles providing a visual consistency for customers whilst beautifully displaying goods.**

## 75. Cold Food Displays

Bromic's Cold Food Displays offer a stylish, purpose-built display solution for refrigerated delicacies such as cheese, cakes and confectionary.

Featuring uninterrupted views from heated glass on front top and sides prevent condensation, three fully adjustable shelves and removable glass for cleaning, these units maintain moisture at low temperatures to ensure that products on display taste as good as they look.



## 77. Hot Food Displays

Bromic's Hot Food Displays offer a stylish, purpose built, high humidity display solution for hot food display applications.

Featuring three fully adjustable shelves, easily removable glass for cleaning, the units include bain marie wells to increase humidity as required for full control.



## 78. Ambient Food Displays

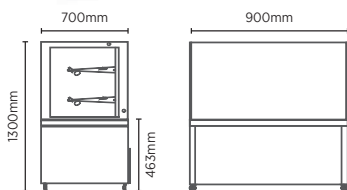
Bromic's Ambient Food Displays offer a stylish, purpose-built display solution for displaying cakes and delicacies at ambient temperatures.

Featuring three fully adjustable shelves, easily removable glass for cleaning, offering full functionality and flexibility.



## 79. Specification Reference Guide

# Cold Food Displays



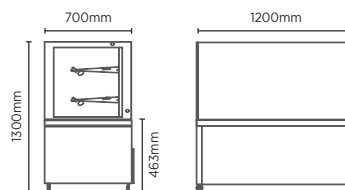
**FD0900**

## Food Display 900mm

Part No.	Capacity	Weight
3335370	328L	232kg

	External (mm)	Internal (mm)
Width	900	760
Depth	700	580
Height	1300	700

- Stainless steel construction resists corrosion and looks fantastic
- Two tiers of adjustable shelving for flexibility in display
- Sliding rear doors allow easy access while maintaining temperature
- Temperature range: +1 to +10°C



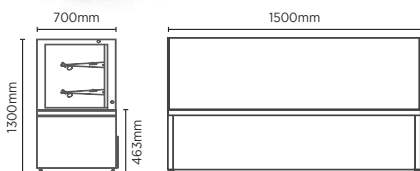
**FD1200**

## Food Display 1200mm

Part No.	Capacity	Weight
3335371	430L	276kg

	External (mm)	Internal (mm)
Width	1200	1060
Depth	700	580
Height	1300	700

- Stainless steel construction resists corrosion and looks fantastic
- Two tiers of adjustable shelving for flexibility in display
- Sliding rear doors allow easy access while maintaining temperature
- Temperature range: +1 to +10°C



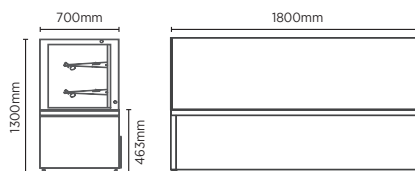
**FD1500**

## Food Display 1500mm

Part No.	Capacity	Weight
3335372	552L	335kg

	External (mm)	Internal (mm)
Width	1500	1360
Depth	700	580
Height	1300	700

- Stainless steel construction resists corrosion and looks fantastic
- Two tiers of adjustable shelving for flexibility in display
- Sliding rear doors allow easy access while maintaining temperature
- Temperature range: +1 to +10°C



**FD1800**

## Food Display 1800mm

Part No.	Capacity	Weight
3335373	674L	395kg

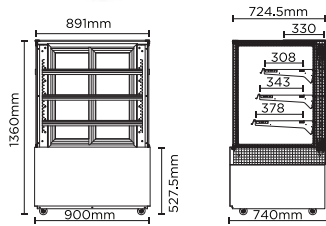
	External (mm)	Internal (mm)
Width	1800	1660
Depth	700	580
Height	1300	700

- Stainless steel construction resists corrosion and looks fantastic
- Two tiers of adjustable shelving for flexibility in display
- Sliding rear doors allow easy access while maintaining temperature
- Temperature range: +1 to +10°C





# Cold Food Displays

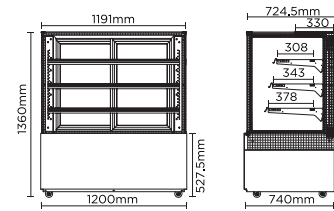


**FD4T0900C**

## Cold Food Display 900mm

Part No.	Capacity	Weight
3736308	417L	230kg
External (mm)		Internal (mm)
Width	900	874
Depth	740	647
Height	1360	828

- Heated front, top & side glass provides uninterrupted views
- Magnetic condensor guard and cover for easy maintenance
- Three tiers of adjustable/removable shelving + base for flexibility in display
- Rear sliding door minimises temperature loss
- Temperature range: +2 to +6°C

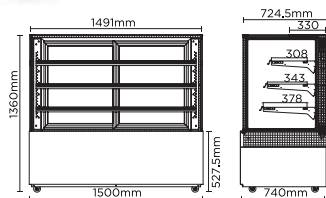


**FD4T1200C**

## Cold Food Display 1200mm

Part No.	Capacity	Weight
3736309	542L	282kg
External (mm)		Internal (mm)
Width	1200	1174
Depth	740	647
Height	1360	828

- Heated front, top & side glass provides uninterrupted views
- Magnetic condensor guard and cover for easy maintenance
- Three tiers of adjustable/removable shelving + base for flexibility in display
- Rear sliding door minimises temperature loss
- Temperature range: +2 to +6°C

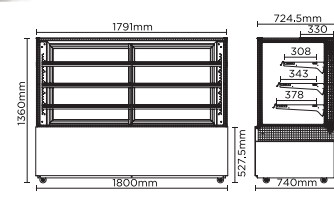


**FD4T1500C**

## Cold Food Display 1500mm

Part No.	Capacity	Weight
3736310	686L	319kg
External (mm)		Internal (mm)
Width	1500	1474
Depth	740	647
Height	1360	828

- Heated front, top & side glass provides uninterrupted views
- Magnetic condensor guard and cover for easy maintenance
- Three tiers of adjustable/removable shelving + base for flexibility in display
- Rear sliding door minimises temperature loss
- Temperature range: +2 to +6°C



**FD4T1800C**

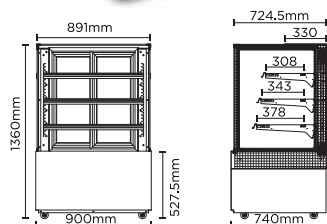
## Cold Food Display 1800mm

Part No.	Capacity	Weight
3736311	830L	344kg
External (mm)		Internal (mm)
Width	1800	1774
Depth	740	647
Height	1360	828

- Heated front, top & side glass provides uninterrupted views
- Magnetic condensor guard and cover for easy maintenance
- Three tiers of adjustable/removable shelving + base for flexibility in display
- Rear sliding door minimises temperature loss
- Temperature range: +2 to +6°C



# Hot Food Displays



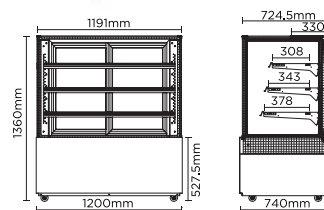
FD4T0900H

## Hot Food Display 900mm

Part No.	Capacity	Weight
3736304	417L	186kg

	External (mm)	Internal (mm)
Width	900	874
Depth	740	647
Height	1360	828

- Stainless steel construction resists corrosion and looks fantastic
- Three tiers of adjustable/removable shelving + base for flexibility in display
- Include a bain for increased humidity retention when required
- Temperature range: +50 to +70°C



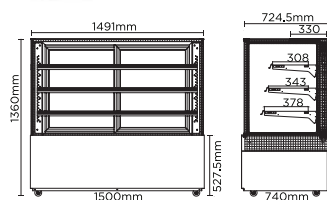
FD4T1200H

## Hot Food Display 1200mm

Part No.	Capacity	Weight
3736305	542L	204kg

	External (mm)	Internal (mm)
Width	1200	1174
Depth	740	647
Height	1360	828

- Stainless steel construction resists corrosion and looks fantastic
- Three tiers of adjustable/removable shelving + base for flexibility in display
- Include a bain for increased humidity retention when required
- Temperature range: +50 to +70°C



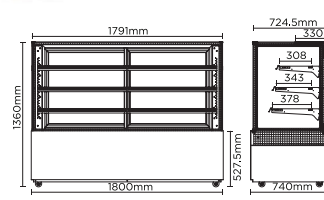
FD4T1500H

## Hot Food Display 1500mm

Part No.	Capacity	Weight
3736306	686L	223kg

	External (mm)	Internal (mm)
Width	1500	1474
Depth	740	647
Height	1360	828

- Stainless steel construction resists corrosion and looks fantastic
- Three tiers of adjustable/removable shelving + base for flexibility in display
- Include a bain for increased humidity retention when required
- Temperature range: +50 to +70°C



FD4T1800H

## Hot Food Display 1800mm

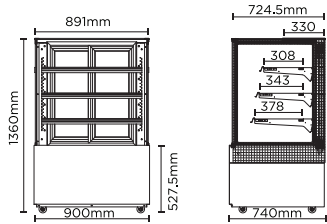
Part No.	Capacity	Weight
3736307	830L	242kg

	External (mm)	Internal (mm)
Width	1800	1774
Depth	740	647
Height	1360	828

- Stainless steel construction resists corrosion and looks fantastic
- Three tiers of adjustable/removable shelving + base for flexibility in display
- Include a bain for increased humidity retention when required
- Temperature range: +50 to +70°C



# Ambient Food Displays

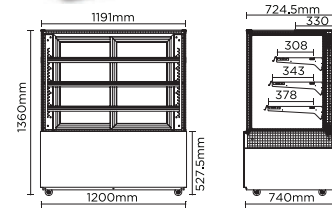


**FD4T0900A**

## Ambient Food Display 900mm

Part No.	Capacity	Weight
3736300	417L	142kg
	External (mm)	Internal (mm)
Width	900	874
Depth	740	647
Height	1360	828

- Stainless steel construction resists corrosion and looks fantastic
- Three tiers of adjustable/removable shelving + base for flexibility in display
- Sliding rear doors allow easy access while maintaining temperature
- Toughened safety glass creates a durable display & service surface

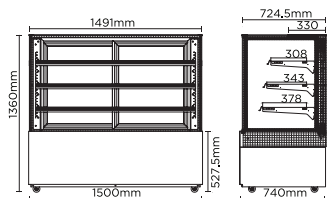


**FD4T1200A**

## Ambient Food Display 1200mm

Part No.	Capacity	Weight
3736301	542L	174kg
	External (mm)	Internal (mm)
Width	1200	1174
Depth	740	647
Height	1360	828

- Stainless steel construction resists corrosion and looks fantastic
- Three tiers of adjustable/removable shelving + base for flexibility in display
- Sliding rear doors allow easy access while maintaining temperature
- Toughened safety glass creates a durable display & service surface

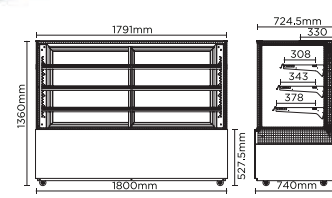


**FD4T1500A**

## Ambient Food Display 1500mm

Part No.	Capacity	Weight
3736302	686L	206kg
	External (mm)	Internal (mm)
Width	1500	1474
Depth	740	647
Height	1360	828

- Stainless steel construction resists corrosion and looks fantastic
- Three tiers of adjustable/removable shelving + base for flexibility in display
- Sliding rear doors allow easy access while maintaining temperature
- Toughened safety glass creates a durable display & service surface



**FD4T1800A**

## Ambient Food Display 1800mm

Part No.	Capacity	Weight
3736303	830L	238kg
	External (mm)	Internal (mm)
Width	1800	1774
Depth	740	647
Height	1360	828

- Stainless steel construction resists corrosion and looks fantastic
- Three tiers of adjustable/removable shelving + base for flexibility in display
- Sliding rear doors allow easy access while maintaining temperature
- Toughened safety glass creates a durable display & service surface



# Cold Food Displays

## Specification Reference Guide

Model	FD0900 COLD	FD1200 COLD	FD1500 COLD	FD1800 COLD
Part Number	3335370	3335371	3335372	3335373
Ext. Width (mm)*	900	1200	1500	1800
Ext. Depth (mm)*	700	700	700	700
Ext. Height (mm)*	1300	1300	1300	1300
Capacity	328L	430L	552L	674L
Temp. Range	+1 to +10°C	+1 to +10°C	+1 to +10°C	+1 to +10°C
Max. Ambient Temp.	30°C	30°C	30°C	30°C
Refrigeration Power	659W	1000W	1100W	1300W
Compressor	2/5hp	1/2hp	3/4hp	1hp
Gross Weight	232kg	276kg	335kg	395kg
Refrigerant	R134a	R134a	R134a	R134a
Plug Supplied	1	1	1	1
Power Supply	10A	10A	10A	15A
<b>Features</b>				
Main Light	LED	LED	LED	LED
Number of Doors	2	2	2	2
Door Type	Slide	Slide	Slide	Slide
Digital Temp. Controller	✓	✓	✓	✓
Castors	✓	✓	✓	✓
Number of Shelves Incl. Base	3	3	3	3
Defrost System	Forced Air	Forced Air	Forced Air	Forced Air
Colour	Stainless Steel	Stainless Steel	Stainless Steel	Stainless Steel
<b>Warranty</b>				
Parts (Years)	1	1	1	1
Labour (Years)	1	1	1	1

# Cold Food Displays

## Specification Reference Guide

Model	FD4T0900C COLD	FD4T1200C COLD	FD4T1500C COLD	FD4T1800C COLD
Part Number	3736308	3736309	3736310	3736311
Ext. Width (mm)*	900	1200	1500	1800
Ext. Depth (mm)*	740	740	740	740
Ext. Height (mm)*	1360	1360	1360	1360
Capacity	417L	542L	686L	830L
Temp. Range	+2 to +6°C	+2 to +6°C	+2 to +6°C	+2 to +6°C
Max. Ambient Temp.	32°C	32°C	32°C	32°C
Refrigeration Power	700W	1000W	1220W	1360W
Compressor	13.875kWh/24h	15.574kWh/24h	19.159kWh/24h	22.203kWh/24h
Gross Weight	230kg	282kg	319kg	344kg
Refrigerant	R404a	R404a	R404a	R404a
Plug Supplied	1	1	1	1
Power Supply	10A	10A	10A	10A
<b>Features</b>				
Main Light	LED	LED	LED	LED
Number of Doors	2	2	2	2
Door Type	Slide	Slide	Slide	Slide
Digital Temp. Controller	✓	✓	✓	✓
Castors	✓	✓	✓	✓
Number of Shelves Incl. Base	4	4	4	4
Defrost System	Forced Air	Forced Air	Forced Air	Forced Air
Colour	Stainless Steel	Stainless Steel	Stainless Steel	Stainless Steel
<b>Warranty</b>				
Parts (Years)	1	1	1	1
Labour (Years)	1	1	1	1

\*Dimensions exclude any protrusions

# Hot Food Displays

## Specification Reference Guide

Model	FD4T0900H HOT	FD4T1200H HOT	FD4T1500H HOT	FD4T1800H HOT
Part Number	3736304	3736305	3736306	3736307
Ext. Width (mm)*	900	1200	1500	1800
Ext. Depth (mm)*	740	740	740	740
Ext. Height (mm)*	1360	1360	1360	1360
Capacity	417L	542L	686L	830L
Temp. Range	+50 to +70°C	+50 to +70°C	+50 to +70°C	+50 to +70°C
Max. Ambient Temp.	N/A	N/A	N/A	N/A
Heating Power	659W	1000W	1100W	3600W
Compressor	N/A	N/A	N/A	N/A
Gross Weight	186kg	204kg	223kg	242kg
Plug Supplied	1	1	1	1
Power Supply	15A	15A	15A	15A
Features				
Main Light	Fluoro (T5)	Fluoro (T5)	Fluoro (T5)	Fluoro (T5)
Number of Doors	2	2	2	2
Door Type	Slide	Slide	Slide	Slide
Digital Temp. Controller	✓	✓	✓	✓
Castors	✓	✓	✓	✓
Number of Shelves Incl. Base	4	4	4	4
Heating System	Forced Air	Forced Air	Forced Air	Forced Air
Colour	Stainless Steel	Stainless Steel	Stainless Steel	Stainless Steel
Warranty				
Parts (Years)	1	1	1	1
Labour (Years)	1	1	1	1

\*Dimensions exclude any protrusions



# Ambient Food Displays

## Specification Reference Guide

Model	FD4T0900A AMBIENT	FD4T1200A AMBIENT	FD4T1500A AMBIENT	FD4T1800A AMBIENT
Part Number	3736300	3736301	3736302	3736303
Ext. Width (mm)*	900	1200	1500	1800
Ext. Depth (mm)*	740	740	740	740
Ext. Height (mm)*	1360	1360	1360	1360
Capacity	417L	542L	686L	830L
Temp. Range	N/A	N/A	N/A	N/A
Max. Ambient Temp.	N/A	N/A	N/A	N/A
Refrigeration Power	N/A	N/A	N/A	N/A
Compressor	N/A	N/A	N/A	N/A
Gross Weight	142kg	174kg	206kg	238kg
Plug Supplied	1	1	1	1
Power Supply	10A	10A	10A	10A
Features				
Main Light	LED	LED	LED	LED
Number of Doors	2	2	2	2
Door Type	Slide	Slide	Slide	Slide
Digital Temp. Controller	✓	✓	✓	✓
Castors	✓	✓	✓	✓
Number of Shelves Incl. Base	4	4	4	4
Defrost System	N/A	N/A	N/A	N/A
Colour	Stainless Steel	Stainless Steel	Stainless Steel	Stainless Steel
Warranty				
Parts (Years)	1	1	1	1
Labour (Years)	1	1	1	1

\*Dimensions exclude any protrusions

Stainless steel  
internal and external  
construction for  
corrosion resistance  
and simple cleaning

Retractable door  
minimises protrusion  
in tight spaces

Crystal-clear cubes  
offer sterile cooling in a  
range of applications



Cooling moves air  
through vents to reduce  
horizontal or vertical  
ventilation clearance

Agion®-treated  
materials maintain  
hygiene with  
antimicrobial  
technology

Highly-reliable,  
Italian-made machine

**Bromic's Ice Machine range features both self-contained and modular units, operating across a range of production rates and ice styles to provide the perfect solution for any application.**

#### 86. Self-Contained Solid Cube Ice

Bromic's Self-Contained Solid Cube Ice Machines provide premium-quality cubes that are perfect for beverage-focused applications. Individually creating large, crystal-clear cubes that maximise liquid displacement while cooling quickly, these self-contained units excel underneath or above counters and are available in a range of sizes.



#### 88. Self-Contained Hollow Ice

Bromic's Self-Contained Hollow Ice Machines present the perfect solution for high-volume venues with diverse ice requirements. Quickly creating lightweight cubes that maximise surface area for rapid cooling, these self-contained units excel underneath or above counters and are available in a range of sizes.



#### 90. Self-Contained Flake Ice

Bromic's Self-Contained Flake Ice Machines continuously produce dry, shapeless ice that is ideal for food display and rapid cooling. These small granules of ice are close to their melting point, making them perfect for delicate produce that could be damaged by more durable forms of ice, such as fresh seafood.



#### 91. Modular Half-Dice Ice

Bromic's Modular Half-Dice Ice Machines are suited to high-volume applications where crystal-clear, general-purpose ice is required in bulk. Rapidly producing large slabs of slow-melting half-dice ice, these heavy-duty units can comfortably keep up in peak-periods or produce a surplus to be sold on the side.



#### 92. Modular Flake Ice

Bromic's Modular Flake Ice Machines continuously produce dry, shapeless ice on a commercial scale that is ideal for food display and rapid cooling. These small granules of ice are close to their melting point, making them perfect for delicate produce that could be damaged by more durable forms of ice, such as fresh seafood.



#### 93. Stainless Steel Storage Bins

Bromic's Stainless Steel Storage Bins provide a hygienic and sturdy storage solution for modular ice machines.

#### 93. Ice Machine Water Filters

Bromic's Ice Machine Water Filters are an essential part of clear ice production. In addition, ice machine life can be drastically extended by filtering out damaging particulates found in tap water.

#### 94. Daily Ice Production Overview Chart

#### 95. Specification Reference Guide

**PROFESSIONAL RANGE**

# Ice Machines

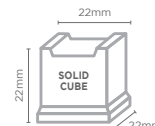
## Types of Ice



**Solid Cube Ice**

Solid cube ice production creates large cubes individually to simplify service. These premium, crystal-clear cubes are perfect for beverage-focused applications where liquid displacement is important.

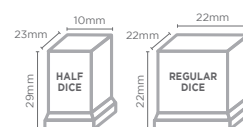
**Ice Dimensions**



**Dice Ice**

Dice ice is the most economical style of ice to produce, created in a slab to enable rapid production and easy transport. These hard, pure and slow-melting cubes are perfect for general-purpose use.

**Ice Dimensions**



**Hollow Ice**

Hollow ice is produced individually around refrigerated fingers to maximise surface area and cooling potential. These pure, lightweight cubes are produced rapidly, offer greater surface area for quicker cooling, and are gentler on blender blades.

**Ice Dimensions**



**Flake Ice**

Flake ice is produced continuously in small, fast-melting granules. This dry, shapeless ice is close to its melting point, allowing it to cool quickly without damaging delicate product or refreezing its meltwater.



Bromic Ice Machines are all WaterMark™ approval

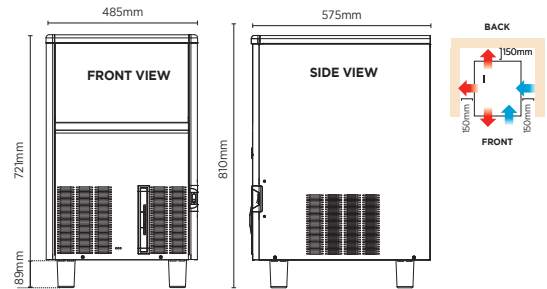


Agion® is a silver based antimicrobial compound moulded directly into key ice-machine components. This built-in compound reduces the growth of bacteria, micro-organisms, algae, mould and slime on ice-machines surfaces.

# Ice Machines

## PROFESSIONAL RANGE

## Self-Contained Solid Cube Ice Machine



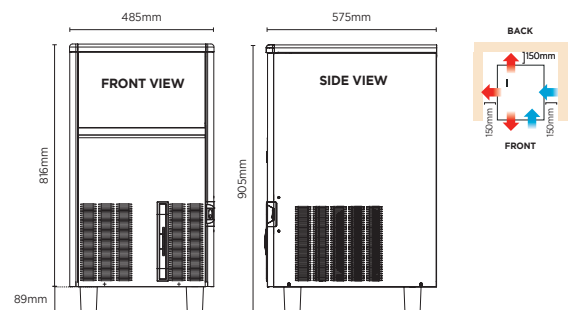
IM0032SSC

WARRANTY  
3 YEAR\*

### Self-Contained 31kg Solid Cube Ice Machine

Part No.	Production	Storage
3935135	31kg	17kg
	External (mm)	Footing (mm)
Width	485	
Depth	575	
Height	721*	89

- Large solid ice cubes that cool quickly and maximise liquid displacement
- Stainless steel construction resists corrosion
- Electric PCB controller enables smart yet simple operation
- Low power and water consumption



IM0043SSC

WARRANTY  
3 YEAR\*

### Self-Contained 37kg Solid Cube Ice Machine

Part No.	Production	Storage
3935145	37kg	20kg
	External (mm)	Footing (mm)
Width	485	
Depth	575	
Height	816*	89

- Large solid ice cubes that cool quickly and maximise liquid displacement
- Stainless steel construction resists corrosion
- Electric PCB controller enables smart yet simple operation
- Low power and water consumption

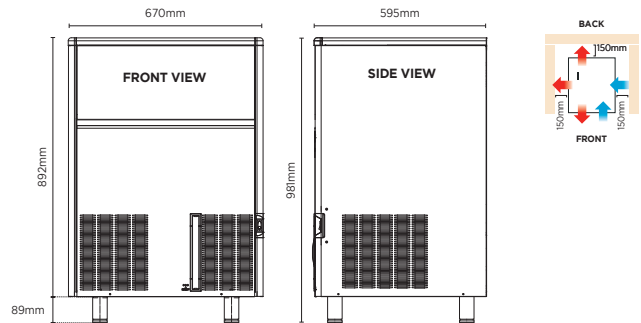


\* External height excludes feet  
 \*\* Production is based on kg/24hr at 10°C air and 10°C water  
 \*\*\* 3 years parts only, 1 year labour

# Ice Machines

## Self-Contained Solid Cube Ice

PROFESSIONAL RANGE



IM0065SSC

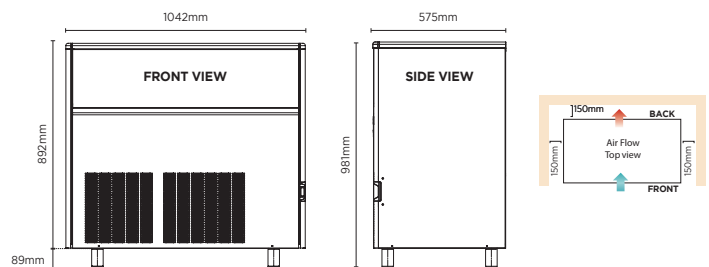
WARRANTY  
3 YEAR\*

### Self-Contained 59kg Solid Cube Ice Machine

Part No. 3935148 Production Storage 59kg 33kg

	External (mm)	Footing (mm)
Width	670	
Depth	595	
Height	892*	89

- Large solid ice cubes that cool quickly and maximise liquid displacement
- Stainless steel construction resists corrosion
- Electric PCB controller enables smart yet simple operation
- Low power and water consumption



IM0113SSC

WARRANTY  
3 YEAR\*

### Self-Contained 115kg Solid Cube Ice Machine

Part No. 3935123 Production Storage 115kg 50kg

	External (mm)	Footing (mm)
Width	1042	
Depth	575	
Height	892*	89

- Large solid ice cubes that cool quickly and maximise liquid displacement
- Stainless steel construction resists corrosion and looks fantastic
- Electric PCB controller enables smart yet simple operation
- Low power and water consumption

\* External height excludes feet  
\*2 Production is based on kg/24hr at 10°C air and 10°C water  
\*3 3 years parts only, 1 year labour





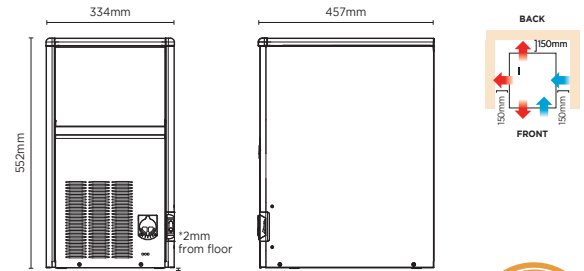
# Ice Machines

## PROFESSIONAL RANGE

## Self-Contained Hollow Ice



WORLD'S  
SMALLEST  
ICE  
MACHINE



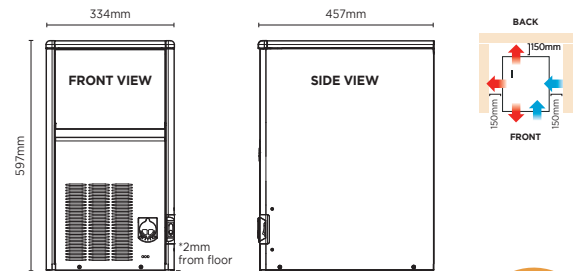
### IM0018HSC-HE

WARRANTY  
3 YEAR\*

#### Self-Contained 18kg Hollow Ice Machine

Part No.	Production	Storage
3935345	17.5kg	4kg
External (mm)		Footing (mm)
Width	334	
Depth	457	
Height	552*	2

- Hollow, crystal-clear ice presents the best general-purpose option
- Large surface area cubes result in rapid cooling
- Stainless steel construction resists corrosion
- Low power and water consumption



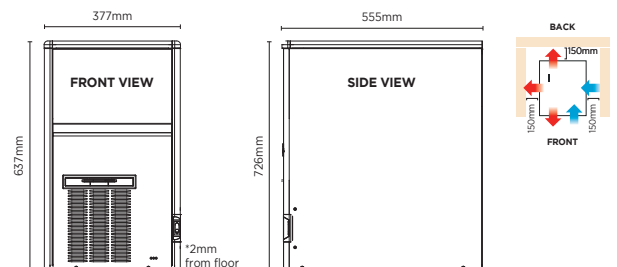
### IM0024HSC-HE

WARRANTY  
3 YEAR\*

#### Self-Contained 24kg Hollow Ice Machine

Part No.	Production	Storage
3935351	24kg	6kg
External (mm)		Footing (mm)
Width	334	
Depth	457	
Height	597*	2

- Hollow, crystal-clear ice presents the best general-purpose option
- Large surface area cubes result in rapid cooling
- Stainless steel construction resists corrosion
- Low power and water consumption



### IM0034HSC-HE

WARRANTY  
3 YEAR\*

#### Self-Contained 32kg Hollow Ice Machine

Part No.	Production	Storage
3935356	32kg	10kg
External (mm)		Footing (mm)
Width	377	
Depth	555	
Height	637*	2

- Hollow, crystal-clear ice presents the best general-purpose option
- Large surface area cubes result in rapid cooling
- Stainless steel construction resists corrosion
- Low power and water consumption



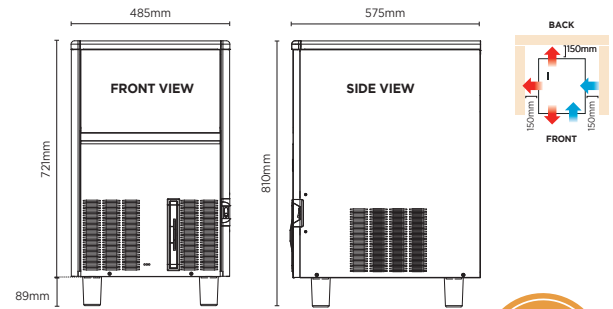
\* External height excludes feet  
 \*\* Production is based on kg/24hr at 10°C air and 10°C water  
 \*\*\* 3 years parts only, 1 year labour

# Ice Machines

## Self-Contained Hollow Ice



### PROFESSIONAL RANGE



#### IM0050HSC-HE

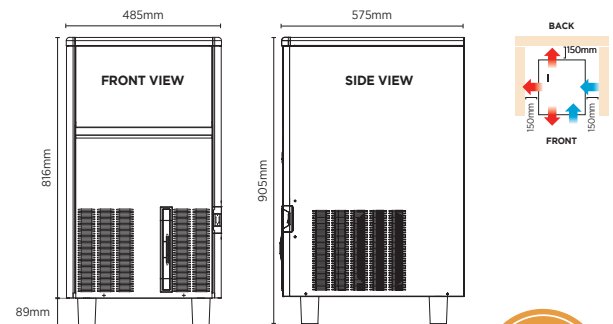
WARRANTY  
3 YEAR\*

#### Self-Contained 47kg Hollow Ice Machine

Part No.	Production	Storage
3935361	47kg	17kg

	External (mm)	Footing (mm)
Width	485	
Depth	575	
Height	721*	89

- Hollow, crystal-clear ice presents the best general-purpose option
- Fast-melting cubes maximise surface area for rapid cooling
- Stainless steel construction resists corrosion
- Low power and water consumption



#### IM0064HSC-HE

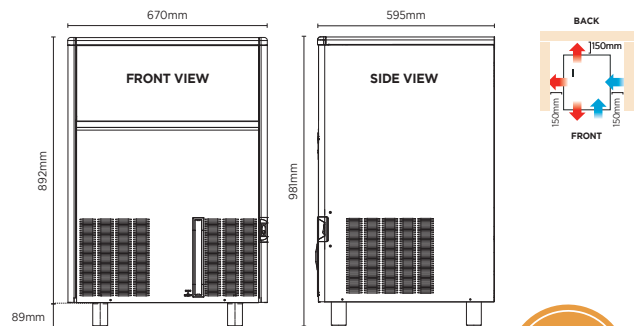
WARRANTY  
3 YEAR\*

#### Self-Contained 63kg Hollow Ice Machine

Part No.	Production	Storage
3935366	63kg	20kg

	External (mm)	Footing (mm)
Width	485	
Depth	575	
Height	816*	89

- Hollow, crystal-clear ice presents the best general-purpose option
- Large surface area cubes result in rapid cooling
- Stainless steel construction resists corrosion
- Low power and water consumption



#### IM0084HSC-HE

WARRANTY  
3 YEAR\*

#### Self-Contained 82kg Hollow Ice Machine

Part No.	Production	Storage
3935371	82kg	30kg

	External (mm)	Footing (mm)
Width	670	
Depth	595	
Height	892*	89

- Hollow, crystal-clear ice presents the best general-purpose option
- Large surface area cubes result in rapid cooling
- Stainless steel construction resists corrosion
- Low power and water consumption

\* External height excludes feet  
 \*\* Production is based on kg/24hr at 10°C air and 10°C water  
 \*\*\* 3 years parts only, 1 year labour

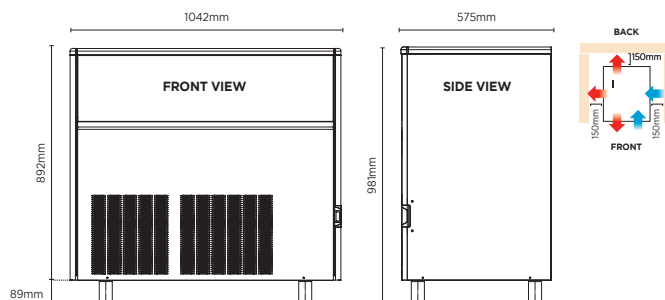




## PROFESSIONAL RANGE

# Ice Machines

## Self-Contained Hollow and Flake Ice



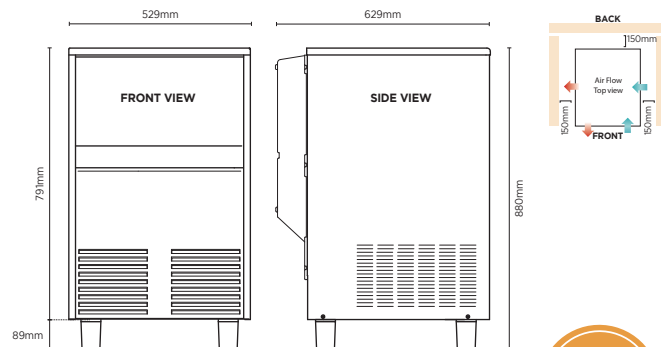
### IM0170HSC-HE

WARRANTY  
3 YEAR\*

#### Self-Contained 165kg Hollow Ice Machine

Part No.	Production	Storage
3935381	165kg	50kg
External (mm)		Footing (mm)
Width	1042	
Depth	575	
Height	892*	89

- Hollow, crystal-clear ice presents the best general-purpose option
- Stainless steel construction resists corrosion
- Low power and water consumption



### IM0070FSC

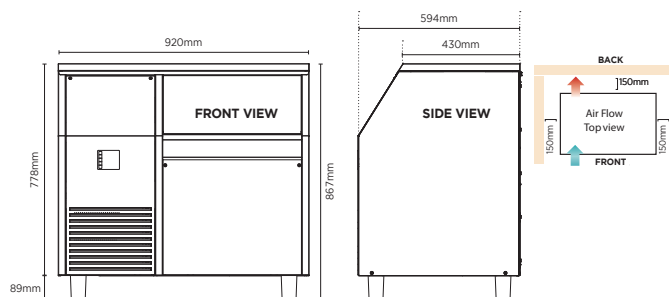
WARRANTY  
3 YEAR\*

#### Self-Contained 70kg Flake Ice Machine

Part No.	Production	Storage
3935220	70kg	25kg
External (mm)		Footing (mm)
Width	529	
Depth	629	
Height	791*	89

- Shapeless flake ice that cools rapidly without harming delicate produce
- Stainless steel construction resists corrosion
- Electric PCB controller enables smart yet simple operation

SPECIAL ORDER



### IM0120FSCW

WARRANTY  
3 YEAR\*

#### Self-Contained 120kg Flake Ice Machine

Part No.	Capacity	Storage
3935230	120kg	60kg
External (mm)		Footing (mm)
Width	920	
Depth	594	
Height	778*	89

- Shapeless flake ice that cools rapidly without harming delicate produce
- Stainless steel construction resists corrosion
- Electric PCB controller enables smart yet simple operation

SPECIAL ORDER

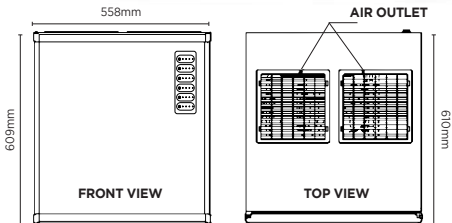


\* External height excludes feet  
 \*\* Production is based on kg/24hr at 10°C air and 10°C water  
 \*\*\* 3 years parts only, 1 year labour

# Ice Machines

## Modular Half-Dice Ice

### PROFESSIONAL RANGE



FULL VIEW OF  
HEAD AND BIN  
MODULAR HEAD  
SHOWN ONLY



#### IM0160HDM

WARRANTY  
3 YEAR\*

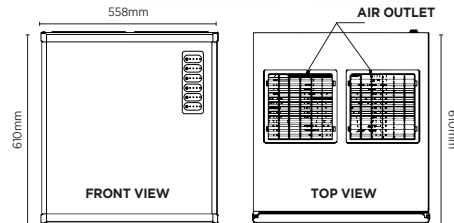
##### Modular 160kg Half-Dice Ice Machine

Part No.	Production	Weight
3935183	160kg	55kg

External (mm)	
Width	558
Depth	610
Height	609

- Economical half-dice ice suits blending and general-purpose use
- Hard, pure ice that's ready for consumption and cooling alike
- Suitable Storage Bins: SB129, SB178 (CBT30EMCD bin top required) SB243 (CBT30EMCD bin top required)

\* Production is based on kg/24hr at 10°C air and 10°C water  
\*2 3 years parts only, 1 year labour



#### IM0250HDM

NEW  
WARRANTY  
3 YEAR\*

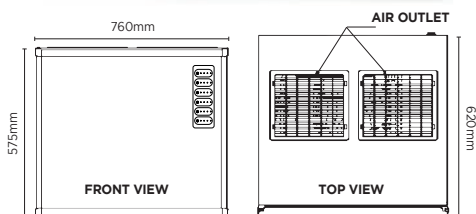
##### Modular 250kg Half-Dice Ice Machine

Part No.	Production	Weight
3935185	250kg	65kg

External (mm)	
Width	558
Depth	610
Height	610

- Economical half-dice ice suits blending and general purpose use
- Hard, pure and crystal-clear ice ready for consumption and cooling alike
- Suitable Storage Bins: SB129, SB178 (CBT30EMCD bin top required) SB243 (CBT30EMCD bin top required)

\* Production is based on kg/24hr at 10°C air and 10°C water  
\*2 3 years parts only, 1 year labour



#### IM0320HDM

WARRANTY  
3 YEAR\*

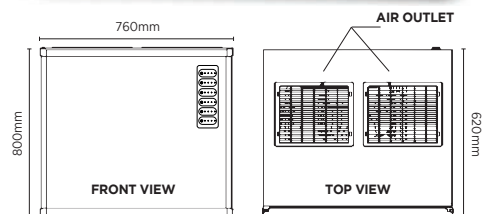
##### Modular 320kg Half-Dice Ice Machine

Part No.	Production	Weight
3935187	320kg	73kg

External (mm)	
Width	760
Depth	620
Height	575

- Economical half-dice ice suits blending and general purpose use
- Hard, pure ice that's ready for consumption and cooling alike
- Suitable Storage Bins: SB178, SB243 and SB406 (CBT48EAMCD bin top required)

\* Production is based on kg/24hr at 10°C air and 10°C water  
\*2 3 years parts only, 1 year labour



#### IM0485HDM

NEW  
WARRANTY  
3 YEAR\*

##### Modular 485kg Half-Dice Ice Machine

Part No.	Production	Weight
3935188	485kg	104kg

External (mm)	
Width	760
Depth	620
Height	800

- Economical half-dice ice suits blending and general purpose use
- Hard, pure ice that's ready for consumption and cooling alike
- Suitable Storage Bins: SB178, SB243 and SB406 (CTB48FMCD bin top required)

\* Production is based on kg/24hr at 10°C air and 10°C water  
\*2 3 years parts only, 1 year labour



# Ice Machines

## Modular Flake Ice

### PROFESSIONAL RANGE



**IM0120FM**

#### Modular 120kg Flake Ice Machine


Part No. 3935202 Production Weight 120kg 40kg

External (mm) Footing (mm)  
Width 564  
Depth 536  
Height 526\*

- Shapeless flake ice that cools rapidly without harming delicate produce
- Electric PCB controller enables smart yet simple operation
- Suitable Storage Bins: SB129, SB178 (CBT30EFSD bin top required), SB243 (CBT30EFSD bin top required)

**SPECIAL ORDER**

\* 152mm min. space for utility connection is required  
\*2 Production is based on kg/24hr at 10°C air and 10°C water



**IM0200FM**

#### Modular 200kg Flake Ice Machine


Part No. 3935203 Production Weight 200kg 49kg

External (mm) Footing (mm)  
Width 564  
Depth 536  
Height 526\*

- Shapeless flake ice that cools rapidly without harming delicate produce
- Electric PCB controller enables smart yet simple operation
- Suitable Storage Bins: SB129, SB178 (CBT30EFSD bin top required), SB243 (CBT30EFSD bin top required)

**SPECIAL ORDER**

\* 152mm min. space for utility connection is required  
\*2 Production is based on kg/24hr at 10°C air and 10°C water



**IM0320FM**

#### Modular 320kg Flake Ice Machine


Part No. 3935204 Production Weight 320kg 78kg

External (mm) Footing (mm)  
Width 538  
Depth 663  
Height 645

- Shapeless flake ice that cools rapidly without harming delicate produce
- Electric PCB controller enables smart yet simple operation
- Suitable Storage Bins: SB129 (CBT22EFCD bin top required), SB178 (CBT30EFSD bin top required), SB243 (CBT30EFSD bin top required), SB406 (CBT48FMCD bin top required)

**SPECIAL ORDER**

\* 152mm min. space for utility connection is required \*3 3 years parts only, 1 year labour  
\*2 Production is based on kg/24hr at 10°C air and 10°C water



**IM0600FM**

#### Modular 600kg Flake Ice Machine

Part No. 3935205 Production Weight 600kg 94kg

External (mm) Footing (mm)  
Width 538  
Depth 663  
Height 790

- Shapeless flake ice that cools rapidly without harming delicate produce
- Electric PCB controller enables smart yet simple operation
- Suitable Storage Bins: SB129 (CBT22EFCD bin top required), SB178 (CBT30EFSD bin top required), SB243 (CBT30EFSD bin top required), SB406 (CBT48FMCD bin top required)

**SPECIAL ORDER**

\* 152mm min. space for utility connection is required \*3 3 years parts only, 1 year labour  
\*2 Production is based on kg/24hr at 10°C air and 10°C water



**IM1150FM**

#### Modular 1150kg Flake Ice Machine

Part No. 3935206 Production Weight 1150kg 179kg

External (mm) Footing (mm)  
Width 1065  
Depth 698  
Height 780\*

- Shapeless flake ice that cools rapidly without harming delicate produce
- Electric PCB controller enables smart yet simple operation
- Suitable Storage Bin: SB406 (CBT48FMCD bin top required)

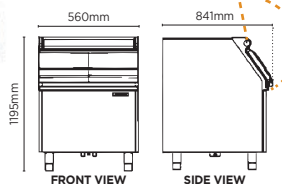
**SPECIAL ORDER**

\* External height excludes feet  
\*2 Production is based on kg/24hr at 10°C air and 10°C water  
\*3 3 years parts only, 1 year labour

# Ice Machines

## Storage Bins | Water Filters

### PROFESSIONAL RANGE



FULL VIEW OF  
HEAD AND BIN  
STORAGE BINS  
SHOWN ONLY



**SB129**

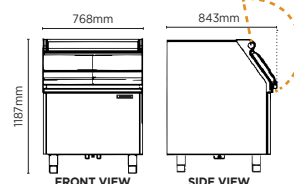
### 129kg Storage Bin

Part No.	Capacity	Weight
3935270	129kg	54kg

	External (mm)	Footing (mm)
Width	560	
Depth	841	
Height	1045*	150

- Insulated with polyurethane to slow melting and maximise ice life
- High-density polyethylene internal liner simplifies cleaning and resists scratching to maintain hygiene
- Durable, corrosion-resistant stainless steel construction provides longevity

NEW  
WARRANTY  
3 YEAR\*



**SB178**

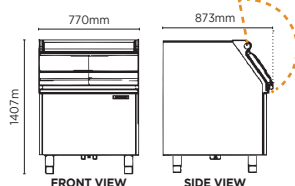
### 178kg Storage Bin

Part No.	Capacity	Weight
3935271	178kg	62kg

	External (mm)	Footing (mm)
Width	768	
Depth	843	
Height	1043*	144

- Insulated with polyurethane to slow melting and maximise ice life
- High-density polyethylene internal liner simplifies cleaning and resists scratching to maintain hygiene
- Durable, corrosion-resistant stainless steel construction provides longevity

NEW  
WARRANTY  
3 YEAR\*



**SB243**

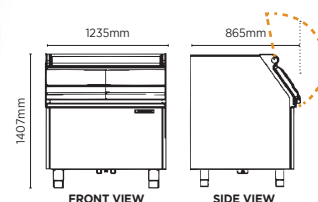
### 243kg Storage Bin

Part No.	Capacity	Weight
3935272	243kg	68kg

	External (mm)	Footing (mm)
Width	770	
Depth	873	
Height	1268*	144

- Insulated with polyurethane to slow melting and maximise ice life
- High-density polyethylene internal liner simplifies cleaning and resists scratching to maintain hygiene
- Durable, corrosion-resistant stainless steel construction provides longevity

NEW  
WARRANTY  
3 YEAR\*



**SB406**

### 406kg Storage Bin

Part No.	Capacity	Weight
3935273	406kg	104kg

	External (mm)	Footing (mm)
Width	1235	
Depth	865	
Height	1268*	144

- Insulated with polyurethane to slow melting and maximise ice life
- High-density polyethylene internal liner simplifies cleaning and resists scratching to maintain hygiene
- Durable, corrosion-resistant stainless steel construction provides longevity

NEW  
WARRANTY  
3 YEAR\*



Filter Housing  
29004

Cartridge Filter  
45004

Filter Kit  
3935950

### WATER FILTERS

1 YEAR  
Warranty  
PARTS

#### Filter Housing

Part No.	Flow Rate
29004	3.8L.pm

Micro Rating	Connection
n/a	3/4"

#### Cartridge Filter

Part No.	Flow Rate
45004	3.8L.pm

Micro Rating	Connection
5	n/a

#### Filter Kit

Part No.	Flow Rate
3935950	3.8L.pm

Includes:  
- Filter Housing (29004)  
- Cartridge Filter (45004)

\*Refer to website for pre-installation checklist

\* External height includes feet

\*2 Production is based on kg/24hr at 10°C air and 10°C water

\*3 Power Input calculated at 43°C ambient



\*4 Water consumption calculated at 32°C air and 21°C water

\*5 Units operate in ambient conditions between 10°C and 40°C



# Ice Machines

## Daily Ice Production Overview Chart

Model	Type	Max Prod. 24 Hour*	Storage Cap.	Dimensions (W x D x H)	Ice Type
IM0032SSC	Self-Contained Solid Cube Ice	31kg	17kg	485 x 575 x 721	<b>Solid Cube Ice</b> 
IM0043SSC	Self-Contained Solid Cube Ice	37kg	20kg	485 x 575 x 816	
IM0065SSC	Self-Contained Solid Cube Ice	59kg	33kg	670 x 595 x 892	
IM0113SSC	Self-Contained Solid Cube Ice	115kg	50kg	1042 x 575 x 892	
IM0018HSC-HE	Self-Contained Hollow Ice	17.5kg	4kg	334 x 457 x 552	<b>Hollow Ice</b> 
IM0024HSC-HE	Self-Contained Hollow Ice	24kg	6kg	334 x 457 x 597	
IM0034HSC-HE	Self-Contained Hollow Ice	32kg	10kg	377 x 555 x 637	
IM0050HSC-HE	Self-Contained Hollow Ice	47kg	17kg	485 x 575 x 721	
IM0064HSC-HE	Self-Contained Hollow Ice	63kg	20kg	485 x 575 x 816	
IM0084HSC-HE	Self-Contained Hollow Ice	82kg	30kg	670 x 595 x 892	
IM0170HSC-HE	Self-Contained Hollow Ice	165kg	50kg	1042 x 575 x 892	
IM0070FSC	Self-Contained Flake Ice	70kg	25kg	529 x 629 x 791	<b>Flake Ice</b> 
IM0120FSCW	Self-Contained Flake Ice	120kg	60kg	920 x 594 x 778	
IM0160HDM	Modular Half Ice	160kg	N/A	558 x 610 x 609	<b>Half Dice Ice</b> 
IM0250HDM	Modular Half Ice	250kg	N/A	558 x 610 x 610	
IM0320HDM	Modular Half Ice	320kg	N/A	760 x 620 x 575	
IM0485HDM	Modular Half Ice	485kg	N/A	760 x 620 x 800	
IM0120FM	Modular Flake Ice	120kg	N/A	564 x 536 x 526	<b>Flake Ice</b> 
IM0200FM	Modular Flake Ice	200kg	N/A	564 x 536 x 526	
IM0320FM	Modular Flake Ice	320kg	N/A	538 x 663 x 645	
IM0600FM	Modular Flake Ice	600kg	N/A	538 x 663 x 790	
IM1150FM	Modular Flake Ice	1150kg	N/A	1065 x 698 x 780	

### Modular Storage Bin Compatibility Chart

Storage Bin Models		SB129	SB178	SB243	SB406
	Kg/24Hr	129Kg	178Kg	243Kg	406Kg
<b>Modular Half-Dice Ice</b>					
IM0160HDM	160Kg	✓	✓ + CBT30EMCD*	✓ + CBT30EMCD*	
IM0250HDM	250Kg	✓	✓ + CBT30EMCD*	✓ + CBT30EMCD*	
IM0320HDM	320Kg		✓	✓	✓ + CBT48EAMCD*
IM0485HDM	485Kg		✓	✓	✓ + CBT48EAMCD*
<b>Modular Flake Ice</b>					
IM0120FM	120Kg	✓	✓ + CBT30EFSD*	✓ + CBT30EFSD*	
IM0200FM	200Kg	✓	✓ + CBT30EFSD*	✓ + CBT30EFSD*	
IM0320FM	320Kg	✓ + CBT22EFCD*	✓ + CBT30EFSD*	✓ + CBT30EFSD*	✓ + CBT48FMCD*
IM0600FM	600Kg	✓ + CBT22EFCD*	✓ + CBT30EFSD*	✓ + CBT30EFSD*	✓ + CBT48FMCD*
IM1150FM	1150Kg				✓ + CBT48FMCD*

\*Additional bin top required with purchase of particular modular bin

# Ice Machines

## Specification Reference Guide

Model	IM0032SSC	IM0043SSC	IM0065SSC	IM0113SSC
Part Number	3935135	3935145	3935148	3935123
Ext. Width (mm)	485	485	670	1042
Ext. Depth (mm)	575	575	595	575
Ext. Height (mm)*	721	816	892	892
Legs (mm)	89	89	89	89
Maximum Daily Production* <sup>2</sup>	31kg	37kg	59kg	115kg
Storage Bin Capacity	17kg	20kg	33kg	50kg
Max. Ambient Temp.* <sup>5</sup>	40°C	40°C	40°C	40°C
Power Input* <sup>3</sup>	380W	530W	650W	1750W
Water Consumption(L/kg)* <sup>4</sup>	2.9	3.8	2.8	4.4
Net Weight	51kg	52kg	74kg	97kg
Refrigerant	R134a	R134a	R134a	R404a
Plug Supplied	1	1	1	1
Power Supply	10A	10A	10A	10A
Features				
Self-Contained Machine	✓	✓	✓	✓
Modular Machine				
Storage Bin Compatibility	N/A	N/A	N/A	N/A
Type of Ice Produced	Solid	Solid	Solid	Solid
Colour	Stainless Steel	Stainless Steel	Stainless Steel	Stainless Steel
Warranty				
Parts (Years)	3	3	3	3
Labour (Years)	1	1	1	1

Model	IM0018HSC-HE	IM0024HSC-HE	IM0034HSC-HE	IM0050HSC-HE	IM0064HSC-HE	IM0084HSC-HE
Part Number	3935345	3935351	3935356	3935361	3935366	3935371
Ext. Width (mm)	334	334	377	485	485	670
Ext. Depth (mm)	457	457	555	575	575	595
Ext. Height (mm)*	552	597	637	721	816	892
Legs (mm)	2	2	2	89	89	89
Maximum Daily Production* <sup>2</sup>	17.5kg	24kg	32kg	47kg	63kg	82kg
Storage Bin Capacity	4kg	6kg	10kg	17kg	20kg	30kg
Max. Ambient Temp.* <sup>5</sup>	40°C	40°C	40°C	40°C	40°C	40°C
Power Input* <sup>3</sup>	280W	310W	360W	430W	580W	620W
Water Consumption(L/kg)* <sup>4</sup>	2.5	2.1	1.9	1.6	2.1	2.0
Net Weight	28kg	28kg	40kg	45kg	48kg	63kg
Refrigerant	R134a	R134a	R134a	R134a	R134a	R134a
Plug Supplied	1	1	1	1	1	
Power Supply	10A	10A	10A	10A	10A	10A
<b>Features</b>						
Self-Contained Machine	✓	✓	✓	✓	✓	✓
Modular Machine						
Storage Bin Compatibility	N/A	N/A	N/A	N/A	N/A	N/A
Type of Ice Produced	Hollow	Hollow	Hollow	Hollow	Hollow	Hollow
Colour	Stainless Steel	Stainless Steel	Stainless Steel	Stainless Steel	Stainless Steel	Stainless Steel
<b>Warranty</b>						
Parts (Years)	3	3	3	3	3	3
Labour (Years)	1	1	1	1	1	1

\* External height excludes feet

\*<sup>2</sup> Production is based on kg/24hr at 10°C air and 10°C water

\*<sup>3</sup> Power Input calculated at 43°C ambient

\*<sup>4</sup> Water consumption calculated at 32°C air and 21°C water

\*<sup>5</sup> Units operate in ambient conditions between 10°C and 40°C

# Ice Machines

## Specification Reference Guide

Model	IM0170HSC-HE	SPECIAL ORDER	SPECIAL ORDER	IM0160HDM	IM0250HDM	IM0320HDM
		IM0070FSC	IM0120FSCW			
Part Number	3935381	3935220	3935230	3935183	3935185	3935187
Ext. Width (mm)	1042	529	920	558	558	760
Ext. Depth (mm)	575	629	594	610	610	620
Ext. Height (mm)*	892	791	778	609	610	575
Legs (mm)	89	89	89	n/a	n/a	n/a
Maximum 24h Production*2	165kg	70kg	120kg	160kg	250kg	320kg
Storage Bin Capacity	50kg	25kg	60kg	n/a	n/a	n/a
Max. Ambient Temp.*5	40°C	40°C	40°C	40°C	40°C	40°C
Power Input*3	1200W	1200W	440W	800W	1200W	1600W
Water Consumption(L/kg)*4	2.2	3.2	0.5	1.5	1.4	1.5
Net Weight	94kg	51kg	67kg	55kg	65kg	73kg
Refrigerant	R404A	R134a	R134a	R404a	R404a	R404a
Plug Supplied	1	1	1	1	1	1
Power Supply	10A	10A	10A	10A	16A	16A
Features						
Self-Contained Machine	✓	✓	✓			
Modular Machine				✓	✓	✓
Storage Bin Compatibility (See P.83 for more details)	N/A	N/A	N/A	SB129 SB178 SB243	SB129 SB178 SB243	SB178 SB243 SB406
Type of Ice Produced	Hollow	Flake	Flake	1/2 Dice	1/2 Dice	1/2 Dice
Colour	Stainless Steel	Stainless Steel	Stainless Steel	Stainless Steel	Stainless Steel	Stainless Steel
Warranty						
Parts (Years)	3	3	3	3	3	3
Labour (Years)	1	1	1	1	1	1

Storage Bin	SB129	SB178	SB243	SB406
Part Number	3935270	3935271	3935272	3935273
Ext. Width (mm)	560	768	770	1235
Ext. Depth (mm)	841	843	873	865
Ext. Height (mm) Including legs	1045	1043	1268	1268
Storage Bin Capacity	129kg	178kg	243kg	406kg
Liner Material	Stainless Steel	Stainless Steel	Stainless Steel	Stainless Steel
Gross Weight	54kg	62kg	68kg	104kg
Warranty				
Parts (Years)	3	3	3	3
Labour (Years)	1	1	1	1

Model	IM0485HDM	SPECIAL ORDER	SPECIAL ORDER	SPECIAL ORDER	SPECIAL ORDER	SPECIAL ORDER
		IM0120FM	IM0200FM	IM0320FM	IM0600FM	IM1150FM
Part Number	3935188	3935202	3935203	3935204	3935205	3935206
Ext. Width (mm)	760	564	564	538	538	1065
Ext. Depth (mm)	620	536	536	663	663	698
Ext. Height (mm)*	800	526	526	645	790	780
Legs (mm)	n/a	5	5	5	5	70
Maximum 24h Production* <sup>2</sup>	485g	120kg	200kg	320kg	600kg	1150kg
Storage Bin Capacity	n/a	n/a	n/a	n/a	n/a	n/a
Max. Ambient Temp.* <sup>5</sup>	40°C	40°C	40°C	40°C	40°C	40°C
Power Input* <sup>3</sup>	2500W	500W	700W	1200W	2000W	3600W
Water Consumption(L/kg)* <sup>4</sup>	1.4	0.9	0.8	0.8	0.7	0.8
Net Weight	104kg	45kg	49kg	78kg	94kg	179kg
Refrigerant	R404a	R134a	R404a	R404a	R404a	R404a
Plug Supplied	1	1	1	1	1	1
Power Supply	30A	10A	10A	16A	16A	No Plug
<b>Features</b>						
Self-Contained Machine						
Modular Machine	✓	✓	✓	✓	✓	✓
Storage Bin Compatibility	SB178 SB243 SB406	SB129 SB178 SB243	SB129 SB178 SB243	SB129 SB178 SB243 SB406	SB129 SB178 SB243 SB406	SB406
Type of Ice Produced	1/2 Dice	Flake	Flake	Flake	Flake	Flake
Colour	Stainless Steel	Stainless Steel	Stainless Steel	Stainless Steel	Stainless Steel	Stainless Steel
<b>Warranty</b>						
Parts (Years)	3	3	3	3	3	3
Labour (Years)	1	1	1	1	1	1

\* External height excludes feet

\*<sup>2</sup> Production is based on kg/24hr at 10°C air and 10°C water

\*<sup>3</sup> Power Input calculated at 43°C ambient

\*<sup>4</sup> Water consumption calculated at 32°C air and 21°C water (L/100kg)

\*<sup>5</sup> Units operate in ambient conditions between 10°C and 40°C



Hot gas defrost reduces energy consumption & maintenance (ZN units excluded)

Simple plug-in operation reduces installation cost & time

Low-profile evaporator (drop-in units only) maximises internal cool/freezer room storage space

Reliable L'Unite Hermetique compressor ensures unit longevity

High 45°C tropical ambient temperature rating for reliability in Australian conditions

Three-pin plug with 2m lead for instant power connection

Condensate evaporation system eliminates the need for drainage (drop-in & slide-in units only)\*



\* (Drainage may be required in extreme ambient conditions or when storing high-water-content produce)



**Bromic Refrigeration are the exclusive Australian distributor of Zanotti's industry-leading cool room refrigeration systems, providing unparalleled functionality and high-performance in Australian conditions.**

#### **103. Zanotti Drop-In Refrigeration Systems**

Zanotti's Drop-In Refrigeration Systems offer the highest performance and simplest installation within the drop-in category, supplied as a single-phase, plug-in unit with a prewired bulkhead light and a hot gas vaporisation system that eliminates drainage requirements.\*



#### **104. Zanotti Slide-In Refrigeration Systems**

Zanotti's Slide-In Refrigeration Systems offer the highest performance and simplest installation within the slide-in category, supplied as a single-phase, plug-in unit with a prewired bulkhead light and a hot gas vaporisation system that eliminates drainage requirements.\*



#### **106. Zanotti Rotary Refrigeration Systems**

Zanotti's Rotary Refrigeration Systems are purpose-designed for the portable preservation of fresh produce, delivering powerful refrigeration from within a package that requires no additional protection to operate externally, whatever the weather.



#### **107. Specification Reference Guide**

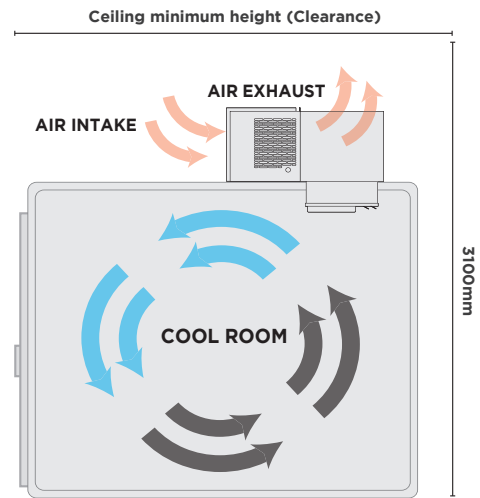
## **REFRIGERATION SYSTEMS**

**PROFESSIONAL RANGE**

# Refrigeration Systems

## Zanotti Drop-In Refrigerated Systems

PROFESSIONAL RANGE



Dropping in from above with minimal protrusion into the room, this system requires vertical clearance for adequate air flow



Digital Controller



Internal light included



No plumbed drainage required

Chiller Freezer

### Zanotti SB Range Drop-In Refrigerated Chiller Systems

- Hot gas defrost reduces energy consumption and maintenance
- Prewired for included bulkhead lighting along with door switches and door heaters
- Touchscreen digital controller enables simple programming and customisation
- Condensate evaporation system eliminates the need for drainage\*

#### MSB125T

Part No. 3835102 Weight 59kg

Run/Full Load Capacity 5.2 / 7.3A 1559W

#### MSB225N

Part No. 3835103 Weight 74kg

Run/Full Load Capacity 6.3 / 12.0A 2406W

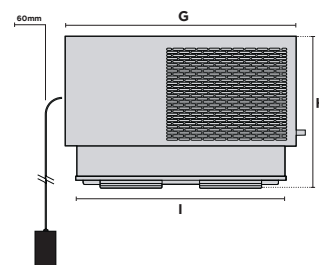
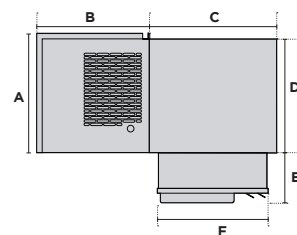
#### MSB135T

Part No. 3835105 Weight 93kg

Run/Full Load Capacity 12.2 / 21.4A 4722W

1 YEAR WARRANTY PARTS

### DIMENSIONS:



MODEL / MM	MSB125T / BSB125T	MSB225N / BSB225T	MSB135T / BSB135T
A	357	390	427
B	337	427	427
C	382	382	502
D	340	360	410
E	150	150	220
F	332	332	452
G	620	820	820
H	606	540	845
I	545	745	745

### Zanotti SB Range Drop-In Refrigerated Freezer Systems

- Hot gas defrost reduces energy consumption and maintenance
- Prewired for included bulkhead lighting along with door switches and door heaters
- Touchscreen digital controller enables simple programming and customisation
- Condensate evaporation system eliminates the need for drainage\*

#### BSB125T

Part No. 3835150 Weight 68kg

Run/Full Load Capacity 5.5 / 11.3A 1249W

#### BSB225T

Part No. 3835151 Weight 87kg

Run/Full Load Capacity 7.6 / 17.2A 1782W

#### BSB135T

Part No. 3835152 Weight 102kg

Run/Full Load Capacity 11.5 / 25.6A 2611W

1 YEAR WARRANTY PARTS

# Refrigeration Systems

PROFESSIONAL RANGE

Zanotti GM Range | Slide-In Refrigerated Systems



Chiller   Freezer  

## SPECIAL ORDER ONLY

### Zanotti GM Range Slide-In Refrigerated Chiller Systems

- Touchscreen digital controller enables simple programming and customisation
- Prewired for included bulkhead lighting along with door switches and door heaters
- Hot gas defrost reduces energy consumption and maintenance
- Suitable for straddle-wall installation only

#### MGM106

Part No. 3835201  
Weight 56kg

Run/Full Load 4.4 / 6.2A  
Capacity 1299W

#### MGM110

Part No. 3835203  
Weight 64kg

Run/Full Load 5.6 / 11.3A  
Capacity 1697W

#### MGM211

Part No. 3835204  
Weight 80kg

Run/Full Load 6.7 / 12.4A  
Capacity 2274W

#### MGM213

Part No. 3835205  
Weight 80kg

Run/Full Load 8.7 / 11.9A  
Capacity 2971W

#### MGM315

Part No. 3835206  
Weight 98kg

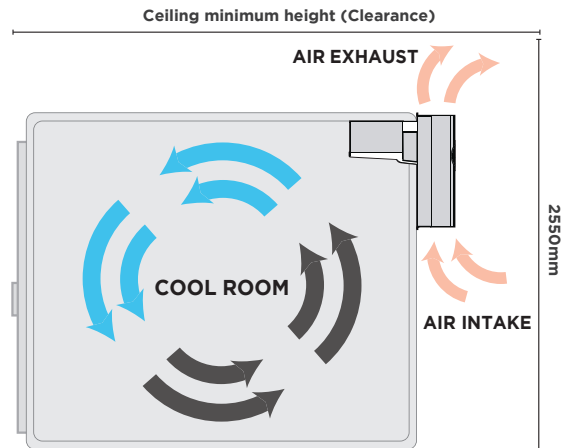
Run/Full Load 8.2 / 15.8A  
Capacity 3996W

#### MGM320

Part No. 3835207  
Weight 100kg

Run/Full Load 11.6 / 20.8A  
Capacity 4455W

1 YEAR  
Warranty  
PARTS



Sliding in from the side, this slim system utilises a vertical air path to minimise clearance requirements



New touchscreen digital controller

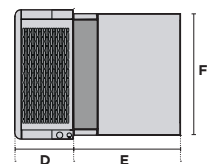
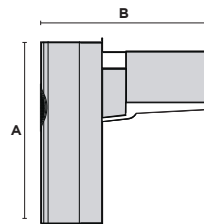


Internal light included

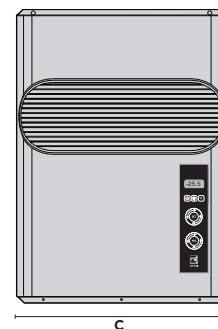


No plumbed drainage required\*

## DIMENSIONS:



MODEL / MM	MGM106 / MGM110	MGM211 / 213   BGM218 / 220	MGM315 / 320   BGM320 / 330
A	735	830	830
B	790	790	862
C	400	620	620
D	280	280	350
E	510	510	512
F	368	585	585



## SPECIAL ORDER ONLY

### Zanotti GM Range Slide-In Refrigerated Freezer Systems

- Touchscreen digital controller enables simple programming and customisation
- Prewired for included bulkhead lighting along with door switches and door heaters
- Hot gas defrost reduces energy consumption and maintenance
- Suitable for straddle-wall installation only

#### BGM218

Part No. 3835254  
Weight 80kg

Run/Full Load 6.4 / 9.8A  
Capacity 1487W

#### BGM220

Part No. 3835251  
Weight 80kg

Run/Full Load 8.1 / 17.7A  
Capacity 1779W

#### BGM320

Part No. 3835252  
Weight 105kg

Run/Full Load 10.6 / 17.8A  
Capacity 2392W

#### BGM330

Part No. 3835253  
Weight 105kg

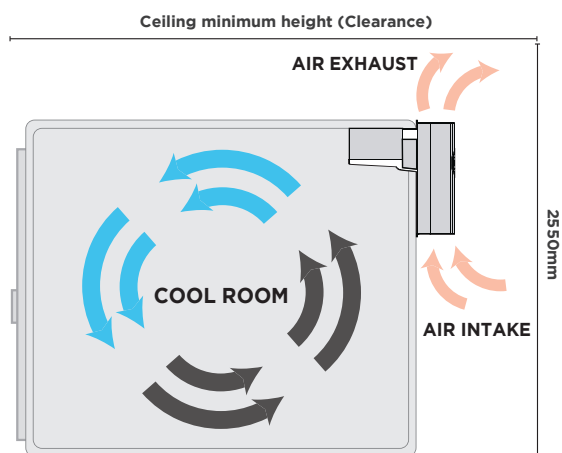
Run/Full Load 10.7 / 24.8A  
Capacity 2820W

1 YEAR  
Warranty  
PARTS

# Refrigeration Systems

Zanotti ZN Range | Slide-In Refrigerated Systems

PROFESSIONAL RANGE



Sliding in from the side, this slim system utilises a vertical air path to minimise clearance requirements

Chiller ☒ Freezer ☐

1 YEAR  
Warranty  
PARTS

## Zanotti ZN Range Slide-In Refrigerated Chiller Systems

- Digital temperature controller simplifies programming and adjustment
- Prewired for included bulkhead lighting along with door switches and door heaters
- Electric defrost to minimise downtime
- Suitable for straddle-wall installation only

### MZN106

Part No.  
3835210

Weight  
41kg

Run/Full Load  
4.14 / 5.95A

Capacity  
1355W

### MZN110

Part No.  
3835211

Weight  
50kg

Run/Full Load  
5.19 / 7.32A

Capacity  
1704W

### MZN211

Part No.  
3835212

Weight  
68kg

Run/Full Load  
6.54 / 8.20A

Capacity  
2299W

### MZN213

Part No.  
3835213

Weight  
66kg

Run/Full Load  
8.68 / 11.68A

Capacity  
3006W


### MZN320

Part No.  
3835215

Weight  
95kg

Run/Full Load  
12 / 21.2A

Capacity  
4463W



No plumbed drainage required\*

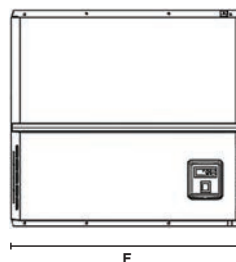
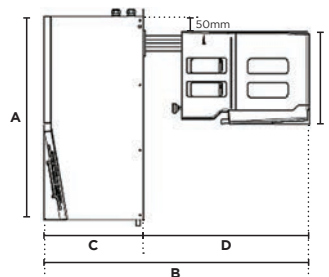


Internal light included



Digital Controller

## DIMENSIONS:



MODEL / MM	MZN106 / MZN110	MZN211 / MZN213 / BZN220	MZN320 / BZN330
A	640	660	660
B	865	865	1055
C	355	325	430
D	510	540	625
E	270	300	375
F	400	760	760

## Zanotti ZN Range Slide-In Refrigerated Freezer Systems

- Digital temperature controller simplifies programming and adjustment
- Prewired for included bulkhead lighting along with door switches and door heaters
- Electric defrost to minimise downtime
- Suitable for straddle-wall installation only

### BZN218

Part No.  
3835220

Weight  
64kg

Run/Full Load  
6.34 / 9.73A

Capacity  
1454W

### BZN220

Part No.  
3835221

Weight  
76kg

Run/Full Load  
8.6 / 17.65A

Capacity  
1807W

### BZN330

Part No.  
3835223

Weight  
95kg

Run/Full Load  
11.16 / 25.25A

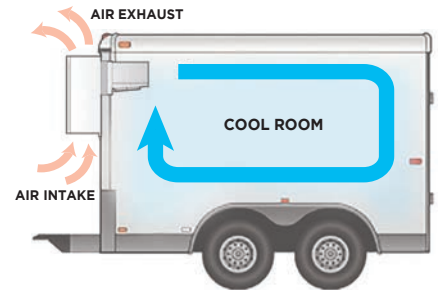
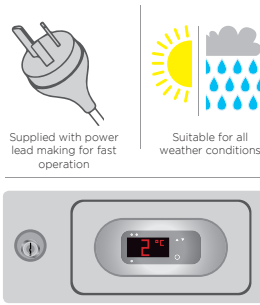
Capacity  
2605W

1 YEAR  
Warranty  
PARTS

# Refrigeration Systems

## PROFESSIONAL RANGE

## Zanotti Rotary Refrigerated Systems



Lockable temperature display avoids accidental interference

This rugged system has been purpose-designed for mobile cooling, featuring a weatherproof case, shockproof internals and flexible power supply

MAS123T

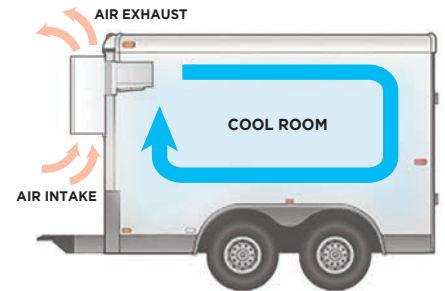
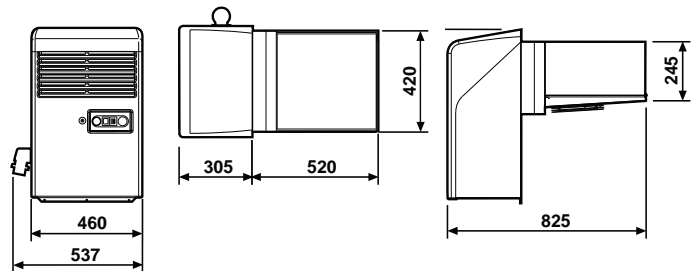
SPECIAL ORDER ONLY

1 YEAR  
Warranty  
PARTS

### Zanotti AS Range Rotary Refrigerated Chiller System

Part No. 3835405	Weight 58 Kg	<ul style="list-style-type: none"> <li>• Portable unit with prewired electrical connections for rapid installation</li> <li>• Compressor crankcase heater for reliable operation in cold climates</li> <li>• Rugged ABS-material external casing withstands any weather</li> <li>• Fixed 15A plug allows connection to mains power when stationary</li> </ul>
Run/Full Load 4.2 / 8.0A	Capacity 1657W	

### DIMENSIONS:



Lockable temperature display avoids accidental interference

This rugged system has been purpose-designed for mobile cooling, featuring a weatherproof case, shockproof internals and flexible power supply

SPECIAL ORDER ONLY

1 YEAR  
Warranty  
PARTS

### Zanotti AS Range Rotary Refrigerated Chiller System

- Portable unit with prewired electrical connections for rapid installation
- Compressor crankcase heater for reliable operation in cold climates
- Rugged ABS-material external casing withstands any weather
- Fixed 15A plug allows connection to mains power when stationary

MAS221T

Part No.  
3835401

Weight  
78kg

Run/Full Load  
8.06 / 9.26A

Capacity  
2550W

MAS221N

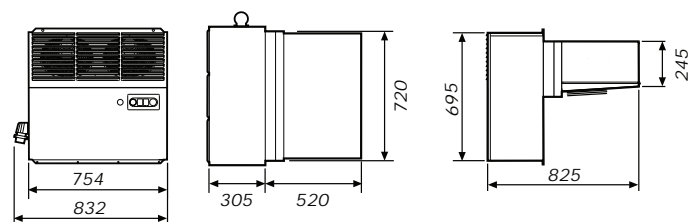
Part No.  
3835402

Weight  
78kg

Run/Full Load  
5.76 / 6.76A

Capacity  
2363W

### DIMENSIONS:



# Refrigeration Systems

## Specification Reference Guide

Chiller

Freezer

DROP-IN MODELS	MSB125T	MSB225N	MSB135T	BSB125T ❄️	BSB225T ❄️	BSB135T ❄️
Part Number	3835102	3835103	3835105	3835150	3835151	3835152
Refrigeration Power	1559W	2406W	4722W	1249W	1782W	2611W
Temp. Range (°C)**	-5 to +10°C	-5 to +10°C	-5 to +10°C	-15 to -25°C	-15 to -25°C	-15 to -25°C
Max. Ambient Temp. (°C)	45°C	45°C	45°C	45°C	45°C	45°C
Run/Full-Load (Amps)	5.2/7.3A	6.3/12.0A	12.2/21.4A	5.5/11.3A	7.6/17.2A	11.5/25.6A
Ext. Dimensions	<a href="#">See pg. 103</a>	<a href="#">See pg. 103</a>	<a href="#">See pg. 103</a>	<a href="#">See pg. 103</a>	<a href="#">See pg. 103</a>	<a href="#">See pg. 103</a>
Temp. Display	Digital	Digital	Digital	Digital	Digital	Digital
Gross Weight (kg)	59kg	74kg	93kg	68kg	87kg	102kg
Refrigerant	R404a	R404a	R404a	R404a	R404a	R404a
Plug Supplied	15A	15A	25A	15A	25A	32A
Features						
Defrost Type	Hot Gas	Hot Gas	Hot Gas	Hot Gas	Hot Gas	Hot Gas
Type of Control	Electronic	Electronic	Electronic	Electronic	Electronic	Electronic
Pre-wired For Internal Light	✓	✓	✓	✓	✓	✓
Pre-wired For Heated Door Trim				✓	✓	✓
No Drainage Required*	✓	✓	✓	✓	✓	✓
Warranty						
Parts (Years)	1	1	1	1	1	1



# Refrigeration Systems

Chiller

Freezer

## Specification Reference Guide

SLIDE-IN MODELS	SPECIAL ORDER	SPECIAL ORDER	SPECIAL ORDER	SPECIAL ORDER	SPECIAL ORDER	SPECIAL ORDER	SPECIAL ORDER	SPECIAL ORDER	SPECIAL ORDER	SPECIAL ORDER
	MGM106	MGM110	MGM211	MGM213	MGM315	MGM320	BGM218	BGM220	BGM320	BGM330
Part Number	3835201	3835203	3835204	3835205	3835206	3835207	3835254	3835251	3835252	3835253
Refrigeration Power	1299W	1697W	2274W	2971W	3996W	4455W	1487W	1779W	2392W	2820W
Temp. Range (°C)**	-5 to +10°	-5 to +10°	-5 to +10°	-5 to +10°	-5 to +10°	-5 to +10°	-25° to -5°	-25° to -5°	-25° to -5°	-25° to -5°
Max Ambient Temp. (°C)	45°C	45°C	45°C	45°C	45°C	45°C	45°C	45°C	45°C	45°C
Run/Full-Load (Amps)	4.4/6.2A	5.6/11.3A	6.7/12.4A	8.7/11.9A	8.2/15.8A	11.6/20.8A	6.4/9.8A	8.1/17.7A	10.6/17.8A	10.7/24.8A
Ext. Dimensions	<a href="#">See pg. 104</a>	<a href="#">See pg. 104</a>	<a href="#">See pg. 104</a>	<a href="#">See pg. 104</a>	<a href="#">See pg. 104</a>	<a href="#">See pg. 104</a>	<a href="#">See pg. 104</a>	<a href="#">See pg. 104</a>	<a href="#">See pg. 104</a>	<a href="#">See pg. 104</a>
Temp. Display	Digital	Digital	Digital	Digital	Digital	Digital	Digital	Digital	Digital	Digital
Interior Light	Yes	Yes	Yes	Yes	Yes	Yes	Yes	Yes	Yes	Yes
Gross Weight (kg)	56kg	64kg	80kg	80kg	98kg	100kg	80kg	80kg	105kg	105kg
Refrigerant	R404a	R404a	R404a	R404a	R404a	R404a	R404a	R404a	R404a	R404a
Plug Supplied	15A	15A	15A	15A	25A	25A	15A	25A	25A	25A
Features										
Defrost Type	Hot Gas	Hot Gas	Hot Gas	Hot Gas	Hot Gas	Hot Gas	Hot Gas	Hot Gas	Hot Gas	Hot Gas
Type of Control	Touch Screen	Touch Screen	Touch Screen	Touch Screen	Touch Screen	Touch Screen	Touch Screen	Touch Screen	Touch Screen	Touch Screen
Pre-wired For Internal Light	✓	✓	✓	✓	✓	✓	✓	✓	✓	✓
Pre-wired For Heated Door Trim							✓	✓	✓	✓
No Drainage Required*	✓	✓	✓	✓	✓	✓	✓	✓	✓	✓
Warranty										
Parts (Years)	1	1	1	1	1	1	1	1	1	1

# Refrigeration Systems

## Specification Reference Guide

Chiller

Freezer

SLIDE-IN MODELS	MZN106	MZN110	MZN211	MZN213	MZN320	BZN218 ❄️	BZN220 ❄️	BZN330 ❄️
Part Number	3835210	3835211	3835212	3835213	3835215	3835220	3835221	3835223
Refrigeration Power	1355W	1704W	2299W	3006W	4463W	1454W	1807W	2605W
Temp. Range (°C)**	-5° to +10°	-5° to +10°	-5° to +10°	-5° to +10°	-5° to +10°	-25° to -5°	-25° to -5°	-25° to -5°
Max Ambient Temp. (°C)	45°C	45°C	45°C	45°C	45°C	45°C	45°C	45°C
Run/Full-Load (Amps)	4.14/5.95A	5.19/7.32A	6.54/8.2A	8.68/11.86A	12/21.2A	6.34/9.73A	8.06/17.65A	11.16/25.25A
Ext. Dimensions	<a href="#">See pg. 105</a>	<a href="#">See pg. 105</a>	<a href="#">See pg. 105</a>	<a href="#">See pg. 105</a>	<a href="#">See pg. 105</a>	<a href="#">See pg. 105</a>	<a href="#">See pg. 105</a>	<a href="#">See pg. 105</a>
Temp. Display	Digital	Digital	Digital	Digital	Digital	Digital	Digital	Digital
Interior Light	Yes	Yes	Yes	Yes	Yes	Yes	Yes	Yes
Gross Weight (kg)	41kg	50kg	68kg	66kg	95kg	67kg	76kg	95kg
Refrigerant	R404a	R404a	R404a	R404a	R404a	R404a	R404a	R404a
Refrigerant weight	0.41kg	0.35kg	0.60kg	0.75kg	0.80kg	0.70kg	0.50kg	0.95kg
Plug Supplied	10A	10A	10A	15A	25A	10A	25A	32A
Features								
Defrost Type	Electronic	Electronic	Electronic	Electronic	Electronic	Electronic	Electronic	Electronic
Type of Control	Digital	Digital	Digital	Digital	Digital	Digital	Digital	Digital
Pre-wired For Internal Light	✓	✓	✓	✓	✓	✓	✓	✓
Pre-wired For Heated Door Trim						✓	✓	✓
No Drainage Required*	✓	✓	✓	✓	✓	✓	✓	✓
Warranty								
Parts (Years)	1	1	1	1	1	1	1	1

# Refrigeration Systems

Chiller

Freezer

## Specification Reference Guide

ROTARY SYSTEM MODELS	SPECIAL ORDER	SPECIAL ORDER	SPECIAL ORDER
	MAS123T	MAS221T	MAS221N
Part Number	3835405	3835401	3835402
Refrigeration Power	1657W	2550W	2363W
Temp. Range (°C)**	-5 to +10°	-5 to +10°	-5 to +10°
Max Ambient Temp (°C )	45°C	45°C	45°C
Run/Full-Load (Amps)	4.2/8.0A	8.06/9.26A	5.76/6.76A
Single Phase Required	Yes	Yes	Yes
Ext. Dimensions	<a href="#">See pg. 106</a>	<a href="#">See pg. 106</a>	<a href="#">See pg. 106</a>
Temp. Display	Digital	Digital	Digital
Gross Weight (kg)	58kg	78kg	78kg
Refrigerant	R407C	R407C	R407C
Recommended Room Capacity	10m²	19m²	19m²
Plug Supplied	15A	15A	15A
Features			
Defrost Type	Hot Gas	Hot Gas	Hot Gas
Type of Control	Electronic	Electronic	Electronic
Warranty			
Parts (Years)	1	1	1

\* Drainage may be required in extreme ambient conditions or when storing high-water-content produce

\*\* Low temperature rated at -20°C internal temperature, 30°C ambient temperature and medium temperature at 5°C and 30°C.

Integrated lock keeps medicines secure

Audible safety alarm sounds should the temperature of the unit fall or rise outside the set Min/Max recording

Fan forced to keep even temperature cooling throughout the unit

BMS management system socket

LED Light maximises product visibility

Double glazed safety glass increases energy efficiency

Door open alarm

PVC coated elevated bottom shelf for consistent temperature airflow

Fan protection cover prevents product from being damaged

Evaporator protection cover prevents product from being damaged

Rollers for easy placement

Adjustable legs for levelling



**BROMIC**  
**MediFridge®**

**Bromic's Pharmacy Guild approved MediFridge range, allows for safe temperature control on all shelves for reliable storage of vaccines, vitamins and other sensitive products.**

## 111. MediFridge Display Chiller

MediFridge medical refrigerators optimise safe storage, thanks to double-glazed glass panels that provides users with full interior visibility.

The integrated temperature alarm system ensures sensitive stock is maintained and managed according to your establishment's storage requirements.

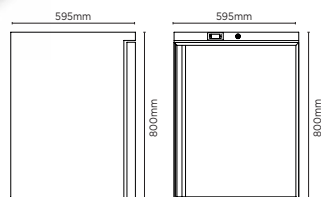


## 112. Specification Reference Guide

# Medical Refrigeration



Complies to  
QCPP  
Standards



MED0140GD-NR

## MediFridge™ 145L Vaccine Display Chiller

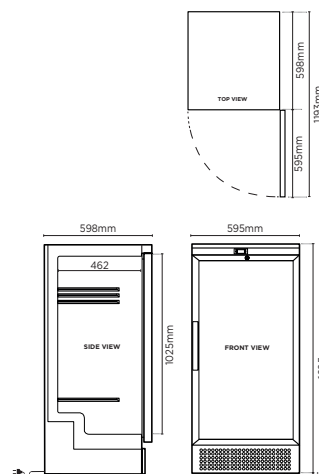
Part No.	Capacity	Weight
3736257	145L	40kg
	External (mm)	Internal (mm)
Width	595	491
Depth	595	510
Height	820	687

- Self-closing door
- Min/max temperature recording
- Factory installed lock with audible & visual alarm
- Adjustable PVC coated airflow shelving
- Fan-forced cooling system
- Digital thermostat
- Temperature range: +2 to +8°C

NEW  
2 YEAR  
Warranty  
LABOUR  
& PARTS



Complies to  
QCPP  
Standards



MED0220GD

## MediFridge™ 220L Upright Vaccine Display Chiller

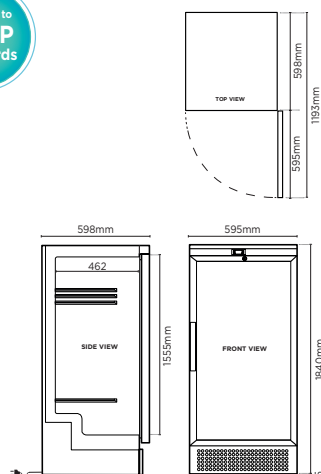
Part No.	Capacity	Weight
3736217	215L	65kg
	External (mm)	Internal (mm)
Width	595	505
Depth	598	462
Height	1310	1025

- Self-closing door
- Min/max temperature recording
- Factory installed lock with audible & visual alarm
- Adjustable PVC coated airflow shelving
- Fan-forced cooling system
- Digital thermostat
- Temperature range: +2 to +8°C

NEW  
2 YEAR  
Warranty  
LABOUR  
& PARTS



Complies to  
QCPP  
Standards



MED0374GD

## MediFridge™ 372L Upright Vaccine Display Chiller

Part No.	Capacity	Weight
3736218	372L	81kg
	External (mm)	Internal (mm)
Width	595	505
Depth	598	462
Height	1840	1555

- Self-closing door
- Min/max temperature recording
- Factory installed lock with audible & visual alarm
- Adjustable PVC coated airflow shelving
- Fan-forced cooling system
- Digital thermostat
- Temperature range: +2 to +8°C

NEW  
2 YEAR  
Warranty  
LABOUR  
& PARTS



350700050

## LogTag Multi-Use USB Temperature Recorder

- A cost effective and reliable solution which records data without special hardware or software
- Track temperature variations for real-time information about your products
  - Connect the LogTag® to your device with its integrated, long-life USB connector
  - Analyse all recorded data in an automatically generated PDF or Excel report.
  - Fully user configurable individual alarm settings, start options, trip length and log interval
  - Simply connects to your computer via USB
  - Records up to 16,129 readings provides over 3 months logging at 10 minute sample intervals



# Medical Refrigeration

## Specification Reference Guide

Model	MED0140GD-NR	MED0220GD	MED0374GD
Part Number	3736213	3736217	3736218
Ext. Width (mm)*	595	595	595
Ext. Depth (mm)*	595 (635 inc handle)	598	598
Ext. Height (mm)*	820	1310	1840
Capacity	145L	215L	372L
Temp. Range	+2 to 8°C	+2 to 8°C	+2 to 8°C
Plug Supplied	✓	✓	✓
Power Supply	10A	10A	10A
<b>Features</b>			
Internal Light	✓	✓	✓
Door Shape	Flat with straight corners	Flat with straight corners	Flat with straight corners
Feet Included	30mm feet at front. rollers at back	30mm feet at front. rollers at back	30mm feet at front. rollers at back
No. of Shelves inc. Base	4	4	6
Default Door Hinge	Right	Right	Right
<b>Warranty</b>			
Parts	2	2	2
Labour	2	2	2

\*Dimensions exclude any protrusions

# BROMIC SMART-HEAT™

Divided into our distinct Platinum and Tungsten ranges, all Bronic outdoor heaters are designed and engineered in-house and are constructed from premium materials to create products that strike the perfect balance between performance, reliability and beauty.



## PLATINUM SMART-HEAT™ ELECTRIC

Our Platinum Smart-Heat™ Electric heater is specifically suited for low-clearance and design-focused spaces in mind.

These units are constructed from premium materials and able to heat areas as large as 10m.

Available in Black or White finish.  
Mount options: Recessed, Wall or Ceiling.

Black

- 2300W (Part No. 2620240)
- 3400W (Part No. 2620245)

White

- 2300W (Part No. 2620247)
- 3400W (Part No. 2620248)



## PLATINUM SMART-HEAT™ GAS

The Platinum Smart-Heat™ Gas combines elegant aesthetics with industry-leading performance to offer value and reliability to premium venues and homes.

Available in two different sizes across both LPG and Natural Gas configurations, these units are able to directionally project a comfortably diffused radiant heat across areas as large as 20m².

Mount options: Recessed, Wall or Ceiling.

- 300-Series LPG (Part No. 2620130-1)
- 300-Series Natural Gas (Part No. 2620131-1)
- 500-Series LPG (Part No. 2620140-1)
- 500-series Natural Gas (Part No. 2620141-1)



## DESIGN SERVICE

As part of our complementary service, Bronic Heating Specialists will custom design and tailor a solution to best heat your outdoor living and entertainment spaces.

Learn more at [bromic.com/designservice](https://bromic.com/designservice)



## WIRELESS CONTROLLERS

With the option to connect groups of heaters from a single point as well as dimming heating outputs, the Smart-Heat™ range of controllers provide a simple, yet powerful solution to controlling your environment.

Learn more at [bromic.com/gowireless](https://bromic.com/gowireless)





## TUNGSTEN SMART HEAT™ ELECTRIC

The Tungsten Smart-Heat™ Electric brings high-performance radiant heating to open outdoor applications and semi-enclosed spaces alike.

These units are available in four sizes and provide a wide wall of heat across a vast footprint, maximising the comfort created by each unit to heat areas as large as 15m<sup>2</sup>.

Mount options: Recessed, Wall or Ceiling.

Black

- 2000W (Part No. 2620262)
- 3000W (Part No. 2620263)
- 4000W (Part No. 2620264)
- 6000W (Part No. 2620265)



## TUNGSTEN SMART-HEAT™ GAS

Powered by highly-efficient gas-fired ceramic burners, the Tungsten Smart-Heat™ Gas utilizes an open mesh shield to prioritize performance.

Available in two different sizes across both LPG and Natural Gas configurations, these units provide powerful heating in areas as large as 20m<sup>2</sup>.

Mount options: Recessed, Wall or Ceiling.

- 300-Series LPG (Part No. 2620330-1)
- 300-Series Natural Gas (Part No. 2620331-1)
- 500-Series LPG (Part No. 2620340-1)
- 500-Series Natural Gas (Part No. 2620341-1)



## TUNGSTEN SMART-HEAT™ PORTABLE

It's neutral black finish, and award-winning design makes it a piece of modern art.

The Tungsten Smart-Heat™ Portable heater offers efficient directional heat and a versatile heating solution for the outdoor settings.

It's modular construction with built-in wheels allows for easily maneuverability throughout tighter spaces.

Heat Output: Coverage of up to 20m<sup>2</sup>, the Tungsten Smart-Heat™ Portable delivers a widespread heat field of up to 4m wide & 5m deep.

- Portable: (Part No. 2620350)

**BROMIC**  
HEATING

For more information on Bronic heaters visit [bromic.com/heat](https://bromic.com/heat) or email [enquiries@bromic.com](mailto:enquiries@bromic.com)




# BROMIC PLUMBING & GAS

Bromic Plumbing & Gas has been a core facet of the Bromic Group's operations since inception, supporting the daily operations of plumbers and tradespeople with high-quality products for decades and growing to become trusted by trade across Australia, New Zealand, and the Pacific Islands.



## SEALANTS & LUBRICANTS

Bromic Plumbing & Gas are a complete Sealants & Lubricants solutions provider with products from trusted international brands LA-CO & LOXEAL. Bromic provide the best suited sealant or lubricant for the job. Our range of sealant & lubricant products comply with all required approvals including the Australian Gas Association (AGA) and WaterMark compliance.



## REGULATORS

Bromic Plumbing & Gas provide a wide variety of regulators to suit applications from recreational to professional, in both Natural Gas & LPG (propane). Our range of regulators includes everything from single stage to dual stage regulators with both manual & automatic changeover options available.



## SOLDERING & WELDING

Bromic is the leading Australasian supplier of gas-based soldering and brazing tools and accessories in the industrial, HVAC, plumbing and hardware markets. Product design and quality are specifically engineered for trade environments so that trade consumers can rely on the Bromic, BernzOmatic, Sievert and LA-CO brands to get their job done.



## HEATING SOLUTIONS

Our heating products cover commercial, industrial, outdoor & indoor applications. Our SUPAHEAT heater is for indoor use while our HEAT-FLO™ Tile heaters can provide outdoor heating at an accessible price point. The HEAT-FLO™ blow heaters are highly efficient and provide instant & economical heat for industrial or commercial applications.






## PUMP SOLUTIONS

Our range of pumps offers a complete solution for the transfer of water. Bromic Waterboy™ diverse range offers both submerged and external pump solutions in versatile configurations to fulfil the needs of all rainwater harvesting systems.



## VALVES

Bromic provide a variety of valves available in a number of handle types and thread configurations, our valves offer reliability and affordability in both gas and water applications. Our valves come with AGA or WaterMark approval depending on the valve application.



## HOSE CONNECTION

Trusted by Trade™, Bromic gas and water hoses are available in a vast variety of lengths, materials and connection types. Our hoses offer reliability and affordability, with all Bromic gas hoses having the Australian Gas Association (AGA) approval. Bromic gas and water hoses are available in standard lengths ranging from 200mm to 3000mm with non-standard lengths available as a custom order.



## TEST EQUIPMENT

Bromic offer a complete range of professional test equipment suited for plumbing, HVAC and pressure testing applications. Trusted by trade, Bromic test equipment are designed to make the job easier, helping to save on both money and time.



## COOKING & OUTDOORS

Bromic's outdoor products and accessories are designed to specifically meet the challenges of caravan and marine applications. Bromic outdoor cookers withstand the rigours of outdoor activities and can be easily fitted with the number of available hoses and adaptors specific to the leisure industry.

**BROMIC**  
PLUMBING & GAS

For more information on Bromic plumbing visit [bromic.com/plumbing](https://bromic.com/plumbing) or email [plumbing@bromic.com](mailto:plumbing@bromic.com)

# Terms & Conditions

## Trading Terms & Warranty Details

**All Bromic products are manufactured to the highest quality standard and are supported by our Extra Care Service Warranty, including guarantees against any material or workmanship defects; guarantees that cannot be excluded under Australian Consumer Law. To ensure you are up to date with all the Terms & Conditions associated with the purchase of a Bromic unit**

### IMAGES, SPECIFICATIONS

Due to the nature of the printing process, colours shown in this catalogue may differ from the actual colour of products. All images, drawings, graphics and design elements contained in this catalogue are subject to Australian and International copyright law. No part of this catalogue may be reproduced, copied or stored in part or whole without the prior written permission of Bromic Pty Ltd. Bromic reserves the right to change specifications and any other information contained in this catalogue with no recourse from customers.

### ORDERING

Orders can be placed by phone, fax, online or email. Our catalogue includes Part Numbers and Model codes to ensure ease of use, with the customer in mind.

**SPECIAL ORDER** Special orders: 16 - 20 weeks delivery

### DIMENSIONS

Unless otherwise indicated, all dimensions are external and given in millimetres.

### COMPLIANCE

Products stocked by Bromic comply with all relevant regulatory requirements i.e. MEPS, AGA, electrical and safety requirements.





**BROMIC**  
group

  
INDUSTRY INNOVATORS

**BROMIC**  
HEATING

**BROMIC**  
PLUMBING & GAS

**BROMIC**  
REFRIGERATION

**CRYSTELLA**  
DESIGN AND BUILD